

2009-10 GOLDEN BEARS FACTS

BEAR FACTS

Location: Berkeley, CA 94720
Founded: 1868
Enrollment: 33,000
Colors: Blue (282) & Gold (116)
Nickname: Golden Bears
Chancellor: Dr. Robert Birgeneau
Athletic Director: Sandy Barbour
Arena: Walter A. Haas Jr. Pavilion (11,877)
Conference: Pacific-10
NCAA Tournament Appearances: 16
 1946, '57, '58, '59, '60, '90, '93, '94, '96, '97, 2001, '02, '03, '06, '09, '10
NCAA Final Four Appearances: 3
 1946 (4th), 1959 (1st), 1960 (2nd)
2009-10 Regular Season Record: 23-10
2009-10 Pac-10 Record/Finish: 13-5/1st
2010 Pac-10 Tournament Finish: 2nd



Tim Miguel

MEDIA RELATIONS STAFF

Media Relations (BB Contact): Tim Miguel
Cell Phone: (510) 326-9761
E-mail: tmiguel@berkeley.edu

PHOTO CREDITS

Official photography services provided by Michael Pimentel, Kelley Cox and John Todd of GoldenBearSports.com. Additional photography by Ray Barbour, among others.

TABLE OF CONTENTS

2009-10 Golden Bears Roster.....	2
A Look at the Golden Bears.....	3-4
Opponent Scouting Report.....	5
Golden Bear Notes.....	6-9
Updated California Records Lists.....	10-11
2010 NCAA Tournament Bracket.....	12
Cal vs. NCAA Tournament Field.....	13
Cal in Postseason Play.....	14-15
NCAA Tournament Records.....	16-17
Head Coach Mike Montgomery.....	18-20
Assistant Coaches.....	21
2009-10 Player Profiles.....	22-32
Pacific-10 Conference Final Standings & Honors.....	33
2009-10 Statistics.....	34-38
The Last Time.....	39-40
2009-10 Box Scores.....	41-49
2009-10 California Broadcast Roster.....	50

WE ARE CALIFORNIA

When referring to any California athletic team, please use either "California" or "Cal" to denote the institution and "Golden Bears" or "Bears" when indicating the mascot. **Refrain** from using such names as UC Berkeley, California-Berkeley, Cal-Berkeley, Cal State Berkeley.

GOLDEN BEAR HONOREES

JEROME RANDLE

Pac-10 Player of the Year (coaches)
 Pac-10 Player of the Year (CBSSports.com)
 Pac-10 Player of the Year (Sporting News)
 USBWA District IX Player of the Year
 All-Pac-10 (FoxSports.com)
 4th-team All-American (Sporting News)
 4th-team All-American (FoxSports.com)
 Pac-10 Player of the Week (Feb. 15)
 USBWA National Player of the Week (Feb. 15)
 Pac-10 All-Tournament Team




PATRICK CHRISTOPHER

1st-team All-Pac-10 (coaches)
 1st-team All-Pac-10 (Sporting News)
 USBWA All-District IX
 All-Pac-10 (CBSSports.com)
 All-Pac-10 (FoxSports.com)
 HM Pac-10 All-Defensive (coaches)
 Pac-10 Player of the Week (Dec. 14)



JAMAL BOYKIN

2nd-team All-Pac-10 (coaches)
 Pac-10 Player of the Week (March 1)
 Pac-10 All-Tournament Team




JORGE GUTIERREZ

Pac-10 All-Defensive (coaches)



THEO ROBERTSON

2nd-team All-Pac-10 (coaches)
 2nd-team All-Pac-10 (Sporting News)
 Pac-10 All-Tournament Team



MIKE MONTGOMERY

Pac-10 Coach of the Year (CBSSports.com)
 Pac-10 Coach of the Year (Sporting News)



2009-10 CALIFORNIA GOLDEN BEARS ROSTER



2009-10 CALIFORNIA GOLDEN BEARS

BACK ROW (left to right): Omondi Amoke, Markhuri Sanders-Frison, Jamal Boykin, Max Zhang, Robert Thurman, Bak Bak, Harper Kamp. **FRONT ROW** (left to right): Gregg Gottlieb, Mike Montgomery, Theo Robertson, D.J. Seeley, Jorge Gutierrez, Jerome Randle, Brandon Smith, Nigel Carter, Nikola Knezevic, Patrick Christopher, Jay John, Travis DeCuire.

2009-10 GOLDEN BEAR ROSTER

No.	Name	Pos.	Ht.	Wt.	Yr.	Exp.	Hometown/Previous School
0	Nigel Carter*	G	6-4	205	So	1V	Los Angeles, CA/Dorsey HS
1	D.J. Seeley	G	6-4	195	So	1V	Stockton, CA/Modesto Christian HS
2	Jorge Gutierrez	G	6-3	195	So	1V	Chihuahua, Mexico/Findlay College Prep
3	Jerome Randle	G	5-10	172	Sr	3V	Chicago, IL/Hales Franciscan HS
10	Jamal Boykin ^	F	6-8	240	Sr	2V	Los Angeles, CA/Duke/Fairfax HS
12	Brandon Smith	G	5-11	185	Fr	HS	San Ramon, CA/De La Salle HS
13	Nikola Knezevic ^	G	6-3	190	Sr	3V	Belgrade, Serbia/Fifth Economy School
14	Max Zhang ^	C	7-3	240	So	1V	Yantai, China/No. 4 Yantai HS
15	Bak Bak	F	6-9	210	Fr	HS	Sun Valley, CA/Village Christian HS
21	Omondi Amoke ^	F	6-7	225	So	1V	Oxnard, CA/Oxnard HS
23	Patrick Christopher	G	6-5	220	Sr	3V	Compton, CA/Dominguez HS
24	Theo Robertson ^	F	6-6	230	Sr	3V	Pittsburg, CA/De La Salle HS
32	Robert Thurman *	F	6-10	245	So	Tr	North Edwards, CA/Norwich University
43	Harper Kamp	F	6-8	250	Jr	2V	Mesa, AZ/Mountain View HS
45	Markhuri Sanders-Frison	C	6-7	275	Jr	TR	Portland, OR/South Plains College

*denotes walk-on

^denotes player has used redshirt season

PRONUNCIATION GUIDE

Omondi Amokeoh-MOHN-dee ah-MOE-key
 Bak BakBAHK BAHK
 Jorge Gutierrez.....HOR-hay goo-tee-ERR-ez
 Nikola KnezevicNEE-koh-lah k-NEH-zhuh-vich
 Markhuri Sanders-FrisonMar-KUR-ee FRY-son
 Max Zhang.....JAHNG
 Travis DeCuire.....deh-CURE

Head Coach: Mike Montgomery (Long Beach State '68)

Record at Cal: 45-21 (2nd year)

Career Record: 592-265 (28th year)

Assistant Coaches: Jay John (Arizona '81),

Travis DeCuire (Montana '94), Gregg Gottlieb (UCLA '94)

Athletic Trainer: Barry Parsons

Director of Basketball Operations: John Montgomery

Director of External Relations: Derrick Wrobel

Video Coordinator: Marlon Stewart

Equipment Manager: Brett Flores

Administrative Assistant: Jenna Hall



A LOOK AT THE GOLDEN BEARS

CALIFORNIA (23-10) TO MEET LOUISVILLE IN NCAA FIRST ROUND

NO. 8 SEED GOLDEN BEARS EARN TRIP TO JACKSONVILLE FOR MATCHUP WITH NINTH-SEEDED CARDINALS

#8 California Golden Bears (23-10, 13-5 Pac-10) vs. #9 Louisville Cardinals (20-12, 11-7 Big East)
Friday, March 19, approximately 10 p.m. ET/ 7 p.m. PT,
Jacksonville Veterans Memorial Arena, Jacksonville, Fla.
Radio: KFRC (1550 AM)
TV: CBS

With its first conference championship since 1960 in hand, California has earned its 16th bid to the NCAA Tournament and will face Louisville of the Big East Conference in a first-round game Friday in Jacksonville, Fla. The Golden Bears are seeded eighth in the South Region, while the Cardinals are the ninth seed.

The winner of Friday's contest will play the winner of the game between No. 1 seed Duke (29-5, 13-3) and either Arkansas-Pine Bluff (17-15, 4-4) or Winthrop (19-13, 12-6), who will meet in the play-in game. The regional semifinals and final will be held in Houston, Texas, March 26 & 28, with the Final Four in Indianapolis April 3 & 5.

The Bears have an all-time record of 18-15 in the NCAA Tournament, which includes the 1959 national championship and a runner-up finish in 1960. More recently, Cal reached the Sweet 16 in 1993 and '97 and the second round in both 2002 and '03. Last season, Cal returned to the NCAA Tournament for the first time since 2006, falling to Maryland in the first round.

This year's Cal squad finished the regular season with a 23-10 overall record and a 13-5 mark in the Pac-10 to claim the Pac-10 crown by one game over runner-up Arizona State. The Bears reached the Pac-10 Tournament final for the second time (also 2006), but fell to Washington. Cal was 15-1 at home in Haas Pavilion, second only to the 2002 squad that went 17-1 in the 10-year history of the facility.

Cal faced one of the nation's most difficult nonconference schedule, including four teams that would wind up the regular season in the Associated Press Top 10. The Bears battled both Syracuse and Ohio State in New York and paid visits to Kansas and New Mexico. Including Murray State and UC Santa Barbara, Cal played seven schools that earned at least a share of their conference championships.

The Bears were picked to win the Pac-10 for just the second

time (also 1994 when future NBA first-round picks Jason Kidd and Lamond Murray were on the roster), and Cal came through with the league title – a first for the Bears since Pete Newell's squads won the last of four straight conference championships in 1960. In the process, current head coach Mike Montgomery became the first Cal coach – and just the fourth non-UCLA Pac-10 coach – to enjoy back-to-back 20-win seasons in the first two years overseeing the program (Cal was 22-11 in 2008-09). Montgomery won his fifth Pac-10 title this year, including four at Stanford, and recorded his 19th 20-win season overall.

The 2009-10 Bears are built around a pair of two-time first-team All-Pac-10 selections in senior guards Jerome Randle and Patrick Christopher, as well as two All-Pac-10 second team picks, Theo Robertson and Jamal Boykin. Randle, the fifth player in school history to earn Pac-10 Player of the Year honors, is among the conference's best in a number of categories: scoring (4th, 18.7 ppg), assists (3rd, 4.4 apg), free throw shooting (1st, 93.5%) and three-

pointers (2nd, 2.7 per game). He ranks No. 1 on Cal's all-time scoring list with 1,802 points, is only the third Bear to notch at least 500 career assists and is the best free throw shooter ever at the school (88.1%).

Christopher rates in the Top 10 on several Cal career lists, as well, including points (4th, 1,681), field goals made (4th, 631), three-point field goals made (4th, 161) and free throw percentage (6th, 81.6%). In addition, he has set the school record for games played at 132, having seen action in every contest while a Bear.

Robertson, a three-year starter for the Bears, has totaled more than 1,200 points, giving Cal three 1,000-point scorers for just the second time ever. Robertson leads the Pac-10 in three-point accuracy this season and is contributing 14.1 ppg with a high of 27 at Arizona.

Boykin has produced seven double-doubles on the year, giving him 13 for his career, and recorded a career-high 25 points at Arizona State in January. The team leader on the glass all season, Boykin enters the tournament with 6.7 rpg. His season field goal percentage of 60.0 ranks third in the conference, and his career field goal percentage of 55.3 percent is the fourth best in school history. Boykin earned Pac-10 Player of the Week honors on March 1 after collecting his sixth double-double against Arizona (20 points, 10 rebounds).

Shooting the long ball has been one of Cal's strength this season, and the Bears have two of the top career three-point shooters in school history on the roster – Robertson and Randle. Robertson owns Cal's

best career three-point percentage at 43.7 percent. With his size, Robertson is a versatile player who is also capable of playing the four to help at the front court. Randle has made the most treys in

2009-10 CAL RESULTS

11-9	Murray State= (13, X)	W, 75-70
11-11	Detroit= (13, X)	W, 95-61
11-19	vs. Syracuse* (13, 25)	L, 73-95
11-20	vs. Ohio State* (13, 15)	L, 70-76
11-24	Jacksonville	W, 79-47
11-29	Princeton	W, 81-60
12-2	at New Mexico	L, 78-86
12-5	Iowa State&	W, 82-63
12-9	at Pacific	W, 79-54
12-22	at Kansas (X, 1)	L, 69-84
12-28	Utah Valley^	W, 85-51
12-29	UC Santa Barbara^	W, 87-66
1-2	Stanford	W, 92-66
1-6	UCLA	L, 75-76
1-9	USC	W, 67-59
1-14	at Washington State	W, 93-88
1-16	at Washington	L, 69-84
1-21	Oregon	W, 89-57
1-23	Oregon State	W, 65-61
1-28	at Arizona State	W, 78-70
1-31	at Arizona	L, 72-76
2-4	at USC	L, 63-66
2-6	at UCLA	W, 72-58
2-11	Washington	W, 93-81
2-13	Washington St.	W, 86-70
2-18	at Oregon St.	L, 64-80
2-20	at Oregon	W, 64-49
2-25	Arizona	W, 95-71
2-27	Arizona State	W, 62-46
3-6	at Stanford	W, 71-61
3-11	vs. Oregon#	W, 90-74
3-12	vs. UCLA#	W, 85-72
3-13	vs. Washington#	L, 75-79

= 2K Sports Classic benefiting Coaches vs. Cancer, Berkeley CA

* 2K Sports Classic benefiting Coaches vs. Cancer, New York, NY & Big 12/Pac-10 Hardwood Series, Berkeley, CA

^ Colliers International Golden Bear Classic, Berkeley, CA

at Pac-10 Tournament, Los Angeles, CA (Staples Center)

Numbers in parentheses refer to Cal, opponent AP ranking

Home games at Walter A. Haas Jr. Pavilion (11,877)



PROBABLE STARTERS & KEY RESERVES

POS	NO	NAME	HT	WT	YR	PPG	RPG	NOTES
F	10	Jamal Boykin	6-8	240	Sr	12.0	6.7	Earned his 13th career double-double vs. Washington
F	21	Omondi Amoke	6-7	225	So	4.8	4.6	Posted a game-high 11 rebounds vs. Oregon
F	24	Theo Robertson	6-6	230	Sr	14.1	4.7	Paced the Bears in scoring with 25 vs. Washington (3/13)
G	3	Jerome Randle	5-10	172	Sr	18.7	4.4 apg	Put up 19 second-half points against Arizona
G	23	Patrick Christopher	6-5	220	Sr	16.0	5.4	Scored his 1,500th point at USC on Feb. 4
G	2	Jorge Gutierrez	6-3	195	So	5.4	3.0	Career bests in scoring (15) and assists (6) vs. Washington State
C	45	Markhuri Sanders-Frison	6-8	275	Jr	3.3	3.1	Scored six points with six rebounds at UCLA
C	14	Max Zhang	7-3	240	So	3.3	2.4	Produced eight points in just five minutes of work at Oregon
G	1	D.J. Seeley	6-4	195	So	2.4	1.4	Scored a personal-best 11 points at Washington and vs. Oregon
G	12	Brandon Smith	5-11	185	Fr	0.9	0.6 apg	Earned his season high of six points against Stanford
G	13	Nikola Knezevic	6-3	190	Sr	2.2	0.4	Led Cal's tough defensive effort against USC

school history (248) and the top two single-season totals, too (82 in 2009 and 88 this year).

Another strong suit for the Bears is free throw shooting. Once again, Randle has paced the Bears in that aspect. Randle's single-season percentage of 93.5 is the best in school history and second-best in the Pac-10 record book. Christopher has been strong at the charity stripe, posting the second-best percentage on the team at 86.0.

The player who provides the biggest spark coming off the bench is sophomore guard Jorge Gutierrez, who seems to raise the intensity level whenever he's on the court. Despite playing primarily as a reserve, he was named to the Pac-10 All-Defensive team. In addition, Gutierrez has been one of Cal's most clutch shooters. In the win at Arizona State, he only made one basket out of five attempts, but it was a big shot for the Bears. After the Sun Devils cut Cal's lead from 16 down to one, Gutierrez nailed a three-pointer in the corner with 2:57 left to give the Bears a four-point lead and silence the ASU rally.

Another strong contributor has been sophomore forward Omondi Amoke, who earned a spot in the starting line-up at the end of the year. He stepped into a large role early in the season when the Bears' bench was depleted due to injury and quickly became one of Cal's more dependable rebounders, snagging a career-high 15 boards against Ohio State.

Sophomore center Max Zhang is another Bear who has become a key player in his second season. The team leader in blocks with 36, he has started five games and averaged 5.7 ppg in those five games. Perhaps his single-game biggest impact came at Oregon Feb. 20 when, in just five minutes of work, he provided eight points (4-for-5 from the free throw line), a rebound and a block. Another big man for Cal, junior center Markhuri Sanders-Frison has been bothered with a sore back for the last month, but still provides a strong presence in the middle for the Bears.

Cal's success has come despite not being at full strength at any time during the season. Junior Harper Kamp, expected to be the Bears' starting center, was forced to redshirt as he recovers from offseason knee surgery. In addition, Gutierrez (knee, 5 games), Robertson (foot, 6 games) and Zhang (collapsed lung, 3 games) all missed significant playing time over the course of the campaign.

CAL'S NCAA HEADQUARTERS

During its NCAA Tournament games in Jacksonville, the Cal travel party will stay at the Wyndham hotel, 1515 Prudential Drive, Jacksonville, FL. 32207. Assistant Media Relations Directors Tim Miguel and Anton Malko will accompany the team. Tim can be reached on his cell at 510-326-9761 and Anton can be reached at 510-501-9555.

CALBEARS.COM

Cal releases, results, statistics, box scores, and coach and player information, as well as historical data, are available on the Internet at www.calbears.com. Game recaps, including coach and player quotes, and statistics are updated after each contest.

BLUE AND GOLD

Official colors of the University of California were established at Berkeley in 1868. The colors were chosen by the University's founders, who were mostly Yale men who had come West. They selected gold as a color representing the "Golden State" of California. The blue was selected from Yale blue. Cal teams have donned the blue and gold since the beginning of intercollegiate competition in 1882.

GOLDEN BEARS

In 1895, the University of California track & field team was the dominant power on the West Coast and decided to challenge several of the top teams in the Midwest and East on an eight-meet tour which is now credited by many historians as putting Cal athletics onto the national scene. As a symbol of the University, Regent Arthur Rodgers, class of 1872, commissioned a blue silk banner emblazoned with a gold grizzly bear, the symbol of the state of California. The banner was carried by the team on its successful tour, which saw them win five of the eight competitions. Cal athletics fans were so ecstatic over the team's performance that Prof. Charles Mills Gayley was inspired to write the song, "The Golden Bear." Cal's athletic teams have been known as the Golden Bears ever since.

CAL RADIO NETWORK

All California games are broadcast on KFRC Radio (1550 AM) in San Francisco with Roxy Bernstein (play-by-play) and Todd McKim (analyst) calling the action. Other stations on the Cal/ISP Sports Network are KESP Radio (970 AM, Modesto), KTKZ Radio (1380 AM, Sacramento) and KRXA Radio (540 AM, Monterey). Each broadcast begins 30 minutes prior to tip-off with the Cal Basketball Pregame Show and concludes with a 30-minute postgame wrap-up.

HAAS PAVILION

Cal completed its 11th season in the 11,877-seat Walter A. Haas Jr. Pavilion this year. The \$57.5 million facility is a renovated and expanded version of old Harmon Gym, which was built in 1934. In addition to the basketball court, the building features coaching and administrative office space, locker rooms, a spacious weight room, athletic training facilities and a student-athlete computer lab, as well as media work and interview rooms. Since Haas opened in the fall of 1999, Cal has posted a 135-46 record on Pete Newell Court, good for a .745 winning percentage. In 2009-10, the Bears finished 15-1 on the home court. It was the third season in Haas Pavilion history that Cal only suffered defeat once, and the 15 wins are the second most in the history of the venue (17 - 2002).



OPPONENT SCOUTING REPORT

A LOOK AT LOUISVILLE



Louisville enter the NCAA Tournament at 20-12 overall and an 11-7 conference record (T5th) after being ousted in the first round of the Big East Tournament by Cincinnati, 69-66. The Cardinals reached the 20-win mark in 2009-10 for the eighth straight season. Louisville went 6-4 over their last 10 games, including two wins over No. 1-seeded Syracuse.

Louisville is led by a pair of players who have started every game this season. Third-team All-Big East sophomore forward Samardo Samuels leads the Cardinals in scoring and rebounding, averaging 15.3 points and 7.0 rebounds per game. Senior guard Edgar Sosa is second on the team in scoring, averaging 12.3 points per game. He leads the team with 145 assists (4.5 apg) and in three-point field goals made (66-172, 38.4%) on the season.

Louisville averages 76.3 points per game as a team and holds opponents to 69.6 points per game. The Cardinals average 8.0 three-point field goals made per game to rank second in the Big East.

CAL-LOUISVILLE HISTORY

This is the first meeting all-time between the Golden Bears and Cardinals.

LOUISVILLE POSTSEASON HISTORY

Louisville is making its fourth straight appearance in the NCAA Tournament. This will be Louisville's 36th appearance overall in the NCAA Tournament and seventh trip in the past eight seasons. The Cardinals have advanced to the Elite Eight each of the past two seasons, and three times in the past five seasons. Overall, Louisville has a 60-37 all-time record in the NCAA Tournament, making eight Final Fours and capturing two National Championships (1980, 1986).

HEAD COACH RICK PITINO

Head Coach Rick Pitino is in his ninth season as Louisville's head coach. He has compiled a 220-85 record at Louisville, and a 572-209 record overall in 24 seasons as a college head coach. Pitino's Kentucky Wildcats won the National Championship in 1996 and he is the only coach in NCAA history to take three different teams to the NCAA Final Four (Providence, Kentucky, Louisville). Overall, Pitino has led teams to the Final Four on five different occasions. Pitino's 74.5 percent winning percentage in the NCAA Tournament (38-13) is fourth best among active coaches in his 14 previous NCAA appearances.

PROBABLE STARTERS

Pos	No	Name	Ht	Wt	Yr	PPG	RPG
G	34	Jerry Smith	6-2	190	Sr	8.4	3.2
G	10	Edgar Sosa	6-2	175	Sr	13.3	2.2
G	12	Reginald Delk	6-5	200	Sr	6.6	3.0
F	15	Samardo Samuels	6-9	260	So	15.3	7.0
F	23	Terrence Jennings	6-10	240	So	5.2	3.5

For more information: www.UofLsports.com

A LOOK AT DUKE



The Duke Blue Devils (29-5, 13-3ACC) enter the NCAA Tournament as a No. 1 seed in the South Region after winning the ACC Tournament for the ninth time in the past 12 years and 17th time in school history. With a scoring average 78.0 ppg while yielding 61.7 ppg to the opposition, Duke is led by three players averaging better than 15 points per game in senior guard Jon Scheyer (18.7 ppg), junior forward Kyle Singler (17.5 ppg, 7.0 rpg) and junior guard Nolan Smith (17.4 ppg). They face the winner of the play-in game between Arkansas Pine Bluff and Winthrop in the first round.

CAL-DUKE SERIES HISTORY

The Bears are unbeaten against the Blue Devils with a 2-0 all-time record, but the two teams have not faced each other for 17 years. In their last meeting, Cal defeated Duke, 82-77, in the second round of the West Regional at the 1993 NCAA Tournament. In that game the Bears made 10 of 17 3-point attempts, G Jason Kidd dished out 14 assists and F Brian Hendrick pulled down 14 rebounds. The first and only other meeting between Cal and Duke took place in 1982, when the Bears opened their season Dec. 4 at Oakland Coliseum with a 76-71 victory.

DUKE POSTSEASON HISTORY

Duke is making its 15th straight and 34th all-time appearance in the NCAA Tournament, where the Blue Devils have a 88-30 (.746) record. They have advanced to the Sweet 16 24 times, the Elite Eight 17 times, advanced to 14 Final Fours and won the National Championship three times (1991, 1992, 2001). Duke is 5-3 all-time against the Pac-10 in NCAA Tournament play and has a 13-5 record as a seed in the South Region.

DUKE HEAD COACH MIKE KRZYZEWSKI

Honored as National Coach of the Year a total of 12 times in eight different seasons, head coach Mike Krzyzewski comes into the national postseason of the 2009-10 season with a 862-279 career record in 34 years of coaching while attaining a 789-220 mark in the homestretch of his 30th year in Durham. During his tenure, Duke has won 71 NCAA Tournament games, appeared in the Final Four 10 times and won three National Championships (1991, 1992, 2001). He is the winningest active coach in NCAA Tournament play with a 71-22 record for a .763 winning percentage.

For more information: www.GoDuke.com

A LOOK AT ARKANSAS-PINE BLUFF



The University of Arkansas-Pine Bluff (17-15, 14-4 SWAC) made the NCAA Tournament for the first time in school history when the Golden Lions defeated Texas Southern, 50-36, to win the Southwest Athletic Conference Tournament Championship. They are led by senior G Terrance Calvin (10.4 ppg) and sophomore G Savalance Townsend (10.2 ppg).

CAL-UAPB SERIES HISTORY

The Golden Bears and Golden Lions have never played each other before.

UAPB POSTSEASON HISTORY

This is UAPB's first trip to the NCAA Tournament.

UAPB HEAD COACH GEORGE IVORY

George Ivory is completing his second season as head coach at UAPB. In his first season, he led the Golden Lions to a winning conference record for the first time in school history as UAPB finished fourth in the SWAC after being picked to finish ninth. Ivory was previously an assistant coach at UAPB from 2002-06, with assistant stints at Grambling State and Mississippi Valley State before returning to Pine Bluff as head coach.

For more information: www.UAPBLionsRoar.com

A LOOK AT WINTHROP



Winners of the Big South Tournament, Winthrop has a 19-13 overall record (12-6, third in the Big South). After starting the season 4-9, with five straight losses, the Eagles closed the regular season by winning 11 of their last 14 games and beating top-seeded Coastal Carolina (28-6) to capture the league's automatic bid to the NCAA Tournament. Winthrop is led by sophomore guard Reggie Middleton (10.3 ppg). Sophomore center Matt Morgan is second on the team in scoring at 9.6 ppg. Winthrop averages 62.4 points per game.

CAL-WINTHROP SERIES HISTORY

The Golden Bears and Eagles have never played each other before.

WINTHROP POSTSEASON HISTORY

Winthrop has won nine of the last 12 Big South Tournament titles and extended its Big South record by winning its 10th Big South Tournament title this season. The Eagles will make its conference-record ninth NCAA Tournament appearance. No. 11 seed Winthrop defeated No. 6 seed Notre Dame, 74-64, in the first round of the 2007 NCAA Tournament for their only win post-season win in the NCAA Tournament.

WINTHROP HEAD COACH RANDY PEELE

Randy Peele is in his third season as head coach of the Eagles. He has won two Big South Tournament titles winning the conference's automatic NCAA bid this season and in 2008. Peele was an assistant coach at Winthrop for four seasons and served as head coach at UNC Greensboro from 1995 until 1999. He led that program to the 1996 Big South Conference championship and the school's first trip to the NCAA Tournament.

For more information: www.WinthropEagles.com



GOLDEN BEAR NOTES

CAL EARNS 16TH NCAA TOURNAMENT BID

California has earned its 16th bid to the NCAA Tournament this March and will play as the No. 8 seed in the South Region. The berth is the team's second consecutive, third in the past five years and 11th over the past 21 years.

The Bears reached the pinnacle of success under head coach Pete Newell in 1959, capturing the national title, and they were the NCAA runner-up a year later in 1960. In addition, head coach Nibs Price guided Cal to the Final Four in 1946.

Overall, the Bears are 18-15 in NCAA Tournament play and have posted a 10-5 mark in first-round games.

Most recently, Cal faced Maryland as a seven seed in 2009 in Kansas City, but dropped an 84-71 decision. The Bears met North Carolina State in its previous two NCAA Tournament appearances, losing to the Wolfpack in 2006, but beating them with a last-second buzzer beater in 2003.

PAC-10 CHAMPS FOR THE FIRST TIME IN 50 YEARS

When Cal defeated Stanford, 71-61, March 5 at Maples Pavilion, the Bears clinched their first outright Pac-10 championship in 50 years. Cal last won a conference title in 1960 when the Bears captured the Athletic Association of Western Universities (AAWU) crown. Cal finished that year with a 28-2 overall record and 11-1 league mark. The Bears reached the championship game of the NCAA Tournament before falling to Ohio State. In 2010, Cal secured the No. 1 seed in the Pac-10 Tournament and a share of the conference crown when it downed Arizona State, 62-46, in the final home game of the season on Feb. 27 at Haas Pavilion. Overall, Cal has claimed 15 conference championships.

OFFENSIVE SURGE

With four seniors averaging in double figures this season, Cal has put together one of its best offensive campaigns in recent years. The Bears enter the NCAA Tournament pouring in 78.0 ppg, which ranks fifth highest in school history and the best for the Bears since the 1993-94 squad averaged 78.6 ppg. This year, Cal has reached the 70-point plateau 25 times, including 13 performances of 80 or more and six with at least 90 points. A major factor in the success of the offense has been the play of Jerome Randle, Theo Robertson and Patrick Christopher. Randle is averaging 18.7 ppg. He established a career

high with 39 points at Washington State on Jan. 14, and added 33 more against Washington on Feb. 11 to earn Pac-10 Player of the Week and USBWA national Player of the Week honors. He also posted 29 points at USC Feb. 4. Christopher, who was named the Pac-10 Player of the Week on Dec. 15, came up one point shy of his career high in scoring when he tossed in 28 at Washington Jan. 16. He also led the Bears with 23 in the Pac-10 title-clinching victory at Stanford March 5. Robertson had two straight 20-point performances against UCLA and USC on Jan. 6 and 9, and added 25 more vs. Washington in the Pac-10 Tournament. He recorded a career-best 27 points at Arizona on Jan. 31. Not to be forgotten, Jamal Boykin has also been a solid contributor in the scorebook, averaging 11.6 ppg with four 20-point efforts on the season, including a career high of 25 at Arizona State. He was also named Pac-10 Player of the Week for the first time after Cal's home sweep of Arizona and ASU in February when he averaged 17.0 ppg and 8.5 rpg over the weekend.

CAL'S HIGHEST SCORING TEAMS

Year	G	Points	Avg
1. 1970-71	25	2,098	83.9
2. 1994-95	27	2,158	79.9
3. 1992-93	30	2,380	79.3
4. 1993-94	30	2,358	78.6
5. 2009-10	33	2,573	78.0

TRIO TAKING ITS PLACE IN CAL HISTORY

For just the second time in school history, Cal boasts three 1,000-point scorers on the roster. Last season, both Jerome Randle and Patrick Christopher reached the plateau, and they were joined by fellow senior Theo Robertson in 2009-10. Randle enters the postseason as Cal's all-time leader with 1,802 points, an honor he reached during the Pac-10 Tournament. Christopher is fourth with 1,681 points and could move up another couple of spots before the year is done, while Robertson is 17th with 1,284 points. The only other time the Bears had such a threesome came in 1997 when Kevin Johnson (1,655), David Butler (1,291) and Chris Washington (1,179) all had more than 1,000.

ALL-TIME SCORING LEADERS

1. Jerome Randle (2007-)	1,802
2. Sean Lampley (1998-01)	1,776
3. Lamond Murray (1992-94)	1,688
4. Patrick Christopher (2007-)	1,681
5. Joe Shipp (2000-03)	1,666
6. Kevin Johnson (1984-87)	1,655
19. Theo Robertson (2006-)	1,284

RANDLE REACHING NEW HEIGHTS

When Jerome Randle recorded his 1,700th point at Oregon on Feb. 20 and his 500th career assist on Feb. 25 against Arizona, he became just the sixth player in Pac-10 history to accomplish this feat. At Cal, he is the Bears' career scoring leader (1,802 points), and he is tied for second (with Kevin Johnson) with 521 assists. Brevin Knight, Ron Lee, Jason Gardner, Damon Stoudamire and Gary Payton are the other former Pac-10 standouts to have the accomplishment. In the school record books, Randle is cementing his name in a number of categories. He

Senior guard Jerome Randle



GOLDEN BEAR NOTES (cont.)

ranks in the top 10 of nine Cal career lists, including No. 1 in free throw percentage (88.1%) and three-pointers made (248). He also ranks both first and second in the school's season top 10 ranking for three-point field goals made (82 – 2008-09, 88 – 2009-10). His single-season free throw percentage of 93.5 also heads the list and is second best in Pac-10 annals.

CAL PAC-10 PLAYERS OF THE YEAR

Jerome Randle	2010
Sean Lampley.....	2001
Ed Gray	1997
Shareef Abdur-Rahim	1996
Jason Kidd.....	1994

BEARS ARE GOLDEN FROM BEHIND THE ARC

Cal's trio of 1,000-point scorers also rate among the best three-point shooters in school history. On the percentage list, Theo Robertson is No. 1, with Jerome Randle No. 6. Randle tops the chart in number of treys made, Christopher is fourth and Robertson eighth. Randle's best individual effort of the year came at Washington State when he drained 7-of-12 attempts behind the arc en route to a career-high 39 points. He also made six three-pointers vs. Ohio State, UC Santa Barbara USC and Washington State (home). Randle's 88 treys this year broke the school record he set last season. Robertson shot 48.7 from behind the arc last year and is at 44.4 percent in the current campaign, while Christopher was 5-for-9 behind the arc vs. Oregon in the Pac-10 Tournament. As a team, the Bears are at 37.3 percent (217-582) after leading the country in 2008-09 at 42.7 percent.

CAL THREE-POINT CAREER PERCENTAGE LEADERS


	Pct	3FG-FGA
1. Theo Robertson (2006-)	43.7%	150-343
2. Billy Dreher (1991-92)	43.1%	81-188
3. Keith Smith (1987-90).....	41.3%	90-218
4. Bill Elleby (1989-92)	41.0%	135-329
5. Ryan Forehan-Kelly (1999-02)	41.0%	107-263
6. Jerome Randle (2007-)	40.6%	248-611

CAL CAREER THREE-POINT FIELD GOALS MADE

1. Jerome Randle (2007 -)	248
2. Ryan Drew (1988-91)	214
3. Richard Midgley (2003-06)	183
4. Patrick Christopher (2007-)	161
5. Ayinde Ubaka (2004-07)	160
6. Joe Shipp (2000-03)	157
7. Randy Duck (1994-97)	153
8. Theo Robertson (2006 -)	150

BOYKIN BOOSTS BEARS WITH BOARDS AND BASKETS

Since transferring from Duke before his sophomore year, Jamal Boykin has developed into one of the most accurate shooters ever at Cal, now ranking fourth with a 55.3 percent career rate. This season, he has made 168-of-280 shots, an even 60.0 percent, which ranks fifth on the school season chart. Boykin is also once again Cal's leading rebounder, averaging 6.7 rpg. He earned Pac-10 Player of the Week honors after recording his sixth double-double of the season vs. Arizona (20 points, 10 rebounds) and adding 14 points and 8 boards vs. Arizona State in late February. Boykin's other double-doubles have come at New Mexico (21, 13), at Kansas (15, 15), at Arizona State (25, 10), vs. Washington (20, 11) and vs. Washington State (18, 11), and he was named to the Pac-10 All-Tournament after having 20 points and 14 rebounds vs. Washington in the final.



Jamal Boykin

CAL CAREER FIELD GOAL PERCENTAGE LEADERS

	Pct.	FG-FGA
1. Mark McNamara (1981-82)	66.2%	413-662
2. Solomon Hughes (1999-02)	57.9%	320-553
3. Alfred Grigsby (1992-97)	56.1%	349-622
4. Jamal Boykin (2007-)	55.3%	377-682
5. Leonard Taylor (1985-89)	53.8%	576-1,071

HIP HIP JORGE

Sophomore guard Jorge Gutierrez has been a defensive catalyst since joining the Bears two years ago. And this season, despite averaging just about 20 minutes per game, he was rewarded for his efforts with a spot on the Pac-10 All-Defensive team. One of his best all-around games came in Cal's Feb. 13 home win over Washington State. Not only did he set career highs with 15 points and six assists, but he also helped slow down WSU's high scoring Klay Thompson, holding him to five points on 2-of-7 shooting after he poured in 23 first-half points. But often, Gutierrez's contributions cannot be measured in the box score. In Cal's clinching win vs. Arizona State Feb. 27, he entered the game with 14 minutes to go and the Bears up by just three. But when he subbed out five minutes later, Cal led by seven with Gutierrez setting the tone for an eventual 62-46 victory. Said head coach Mike Montgomery: "He stepped up. He just started guarding everybody. He just has a great sense of who's in trouble or where the ball's looking to go and getting himself in a position to help." The Bears missed Gutierrez's presence for five games early in the Pac-10 season. And perhaps it was no coincidence that Cal lost twice during the stretch (vs. UCLA and at Washington).



GOLDEN BEAR NOTES (cont.)

IN THE RANKINGS

After briefly enjoying an AP ranking of No. 13 at the start of the season, Cal slipped out of the Top 25 after a couple early-season losses to ranked teams. Although virtually ignored by the voters, the computers have listed the Bears among the better teams in the country. Entering the NCAA Tournament, Cal held the following positions: kenpom.com (14th), NCAA RPI (20th), Sagarin (29th), ESPN InsiderRPI (20th), RealTimeRPI.com (22nd) and CBSSports.com RPI (20th). The Bears' schedule, which included four non-conference road games against teams that earned Top 10 rankings during the year, has been regarded as one of the strongest in the nation (8th by ESPN). Seven of Cal's games outside the Pac-10 were against schools that won at least a share of their conference regular-season titles - Kansas (Big 12), Ohio State (Big Ten), Syracuse (Big East), New Mexico (Mountain West), Murray State (Ohio Valley), Jacksonville (Atlantic Sun) and UC Santa Barbara (Big West)

JEROME RANDLE ALMOST PERFECT AT THE LINE

Cal's all-time leader in career free throw percentage entering the season, senior guard Jerome Randle has raised his rate even higher in 2009-10 and now boasts a career 88.1 percentage. This year, Randle has connected on 130-of-139 from the charity stripe (93.5%), which is not only the best season rate in school history but second best ever by a Pac-10 player. In addition, Randle ranks No. 2 in the nation in free throw accuracy. On Cal's season charts, he holds three of the top seven percentages. In addition to this year's top standing, he shot 86.3 percent last season (7th) and 87.0 percent as a sophomore in 2007-08 (5th). Randle has helped the Bears to a 75.7 team success rate, which is 10th best in the NCAA. In Cal's victory at Arizona State Jan. 28, the Bears were a perfect 14-for-14 at the line to set a school record for most attempts without a miss.

CAL CAREER FREE THROW LEADERS

1. Jerome Randle (2007-)	88.1%	384-436
2. Michael Chavez (1980-83)	84.3%	198-235
3. Ryan Anderson (2007-08)	84.1%	276-328
4. Shantay Legans (2000-02)	83.7%	190-227
5. Connie White (1975-76)	82.9%	155-187
6. Patrick Christopher (2007-)	81.6%	258-316
6. Bill Duwe (1969-72)	81.6%	120-147
8. Jamal Boykin (2008-)	81.3%	148-182

CAL CAREER FREE THROWS MADE


5. Brian Hendrick (1990-93)	397
6. Jerome Randle (2007-)	384

PAC-10 ALL-TIME SINGLE-SEASON FREE THROW LEADERS

1. Rod Foster, UCLA (1982)	(95.0, 95-100)
2. Jerome Randle (2010)	(93.5, 130-139)
3. Ryan Mendez, Stanford (2001)	(93.1, 94-101)
4. Kevin Mixon, Oregon (1991)	(92.3, 60-65)

MISSING IN ACTION

For the majority of this season, Cal hasn't been at 100 percent health. The Bears have been dealing with injuries and illnesses all year. Theo Robertson missed six games during the nonconference schedule because of a sore foot, and Jorge Gutierrez sat out five games at the start of conference play with a knee injury. Markhuri Sanders-Frison has been nursing a sore back the last couple months and is caused him to miss Cal's two games in Arizona. Jerome Randle hasn't missed a game, but has battled a sore knee earlier



Omondi Amoke

this season, particularly at Washington after banging his knee two nights earlier at Washington State. In addition, center Max Zhang was sidelined the final three games of the regular season with a collapsed lung suffered in a collision in practice.

O-BOARDS AMOKE

With the Bears' depth at the frontcourt limited with Harper Kamp out and only one active player taller than 6-8, sophomore Omondi Amoke has helped fill the void down low. Although just 6-7, his energy has enabled him to out-hustle bigger players for boards. Amoke recorded a double-double against Iowa State Dec. 5 (11 points, 14 rebounds). He also posted a career-best 15 rebounds vs. Ohio State Nov. 20, and a personal-high 15 points against Jacksonville Nov. 24. Amoke also reached double figures in rebounding against Oregon on Jan. 21 with a game-high of 11. He made his first career start against at Washington State, filling in for the injured Markhuri Sanders-Frison, and has started 14 games, including the last seven.

EARL ROBINSON INDUCTED INTO PAC-10 HALL OF HONOR

Earl Robinson, a two-sport star for California in the 1950s who played both basketball and baseball for the Golden Bears, was inducted into the Pac-10 Hall of Honor at a ceremony during the Pac-10 Men's Basketball Tournament in March. A 6-1 guard on the hardwood, Robinson played under Hall of Fame coach Pete Newell and helped Cal to conference titles in 1956, '57 and '58, earning a spot on the All-Coast team twice and the All-Pacific Coast Conference squad three times. Robinson was voted Cal's Most Inspirational Player as a senior in 1958 when he also served as team captain. He had his best statistical season during his junior campaign when he contributed 12.1 ppg, and he finished his career with 882 points, which ranked among the school's all-time top five.



GOLDEN BEAR NOTES (cont.)

SENIOR LEADERS

With five seniors on the roster, four of whom start for the Bears, Cal features one of the most experienced lineups in the country. Combined, the group of Jerome Randle, Patrick Christopher, Theo Robertson, Jamal Boykin and Nikola Knezevic has scored 5,873 total points, grabbed 1,635 rebounds and dished out 1,211 assists. All but Knezevic are starters and average at least 10.0 ppg and were named All-Pac-10 in 2010 - Randle and Christopher for the first team and Boykin and Robertson to the second team. They also account for 77.0 percent of the Bears' scoring output on the season.

CAL OUTPUT BY CLASS


	Points	Rebounds	Assists
Seniors	1,981 (77.0%)	601 (56.6%)	324 (67.9%)
Juniors	95 (3.7%)	90 (8.5%)	23 (4.8%)
Sophomores ..	464 (18.0%)	338 (31.9%)	102 (21.4%)
Freshmen	33 (1.3%)	32 (3.0%)	24 (5.0%)

PILING UP THE WINS

Cal enters the NCAA Tournament with 23 wins, which matches the most for the school since the Bears' 1959-60 squad finished 28-2 on its way to a national runner-up finish. Cal has posted 23 wins two other times over the past 50 years, going 23-9 in 1996-97 (NCAA Sweet 16) and 23-9 in 2001-02 (NCAA second round).

MOST VICTORIES IN CAL HISTORY


1945-46	30-6	NCAA Final Four (4th)
1947-48	25-9	
1938-39	24-8	
1958-59	25-4	NCAA Champions
1969-60	28-2	NCAA Runner-Up
2009-10	23-10	Pac-10 Champions
1996-97	23-9	NCAA Sweet 16
2002-03	23-9	NCAA Second Round



Jorge Gutierrez

GOLDEN BEAR NOTES

The 2009-10 campaign is the 101st season of Cal basketball ... sophomore **Max Zhang** is the tallest player in Cal history at 7-3 ... Zhang is also one of four players on this year's team born outside the United States; Zhang was born in Yantai City, China; sophomore guard **Jorge Gutierrez** was born in Chihuahua, Mexico, senior guard **Nikola Knezevic** was born in Belgrade, Serbia, and freshman forward **Bak Bak** was born in Sudan ... Gutierrez was the first recruit signed by head coach Montgomery ... freshman guard **Brandon Smith** joins senior forward **Theo Robertson** as two De La Salle HS alumni currently playing for the Bears ... this past summer, Randle, Smith and sophomore guard **D.J. Seeley** played in the San Francisco Summer Pro-Am ... sophomore transfer **Robert Thurman** lived in Hawaii for four years before spending his freshman year at Norwich University in Vermont ... Cal has scored a school-record 2,573 total points on the season, topping the mark of 2,521 set in 2007-08 ... Cal has made at least 200 three-pointers for the fourth year in a row after not hitting the level previously ... the Bears' six-game winning streak against Pac-10 opponents that ended with their loss in the conference championship game was the team's longest since also taking six in a row from Jan. 28 through Feb. 16, 2006 ... after reaching the NCAA Tournament final in 1960, Cal did not earn a postseason berth for 25 years; but in the 25 seasons from 1986-2010, the Bears have advanced 17 times (11 NCAA, 6 NIT), including the NIT championship in 1999 and NCAA Sweet 16s in 1993 and '97 ... Cal leads the Pac-10 in field goal shooting (47.7%), three-point shooting (37.3%) and free throw shooting (75.7%).



Theo Robertson



UPDATED CALIFORNIA RECORD LISTS

CAREER

TOTAL POINTS

1. Jerome Randle (2007-)	1,802
2. Sean Lampley (1998-01)	1,776
3. Lamond Murray (1992-94)	1,688
4. Patrick Christopher (2007-)	1,681
5. Joe Shipp (2000-03)	1,666
6. Kevin Johnson (1984-87)	1,655
7. Bob McKeen (1952-55)	1,632
8. Leonard Taylor (1985-89)	1,608
9. Brian Hendrick (1990-93)	1,556
10. Russ Critchfield (1966-68)	1,437
11. Rickey Hawthorne (1973-76)	1,413
12. Keith Smith (1987-90)	1,398
13. Ansley Truitt (1970-72)	1,384
14. Roy Fisher (1988-91)	1,382
15. Jackie Ridgle (1969-71)	1,343
16. Dave Butler (1983-87)	1,291
17. Theo Robertson (2006-)	1,284

FIELD GOALS MADE

1. Sean Lampley (1998-01)	661
2. Lamond Murray (1992-94)	644
3. Bob McKeen (1952-55)	639
4. Patrick Christopher (2007-)	631
5. Joe Shipp (2000-03)	607

FIELD GOAL PERCENTAGE

(Minimum 125 made)

	FG	FGA	PCT
1. Mark McNamara (1981-82)	413	624	.662
2. Solomon Hughes (1999-02)	320	553	.579
3. Alfred Grigsby (1992-97)	349	622	.561
4. Jamal Boykin (2008-)	377	682	.553
5. Leonard Taylor (1985-89)	576	1,071	.538

THREE-POINT FIELD GOALS MADE

1. Jerome Randle (2007-)	248
2. Ryan Drew (1988-91)	214
3. Richard Midgley (2003-06)	183
4. Patrick Christopher (2007-)	161
5. Ayinde Ubaka (2004-07)	160
6. Joe Shipp (2000-03)	157
7. Randy Duck (1994-97)	153
8. Theo Robertson (2006-)	150

THREE-POINT FIELD GOAL PERCENTAGE

(Minimum 50 made)

	3P	3PA	PCT
1. Theo Robertson (2006-)	150	343	.437
2. Billy Dreher (1991-92)	81	188	.431
3. Keith Smith (1987-90)	90	218	.413
4. Bill Elleby (1989-92)	135	329	.410
5. R. Forehan-Kelly (1999-02)	107	263	.407
6. Jerome Randle (2007-)	248	611	.406
7. Omar Wilkes (2006-07)	61	151	.404
8. Ryan Anderson (2007-08)	122	308	.396
9. Ryan Drew (1988-91)	214	560	.382
10. Richard Midgley (2003-06)	183	483	.379



Patrick Christopher

FREE THROWS MADE

1. Jackie Ridgle (1969-71)	481
2. Leonard Taylor (1985-89)	440
3. Sean Lampley (1998-01)	437
4. Kevin Johnson (1984-87)	405
5. Brian Hendrick (1990-93)	397
6. Jerome Randle (2007-)	384

FREE THROW PERCENTAGE

(Minimum 100 made)

	FT	FTA	PCT
1. Jerome Randle (2007-)	384	436	.881
2. Michael Chavez (1980-83)	198	235	.843
3. Ryan Anderson (2007-08)	276	328	.841
4. Shantay Legans (2000-02)	190	227	.837
5. Connie White (1975-76)	155	187	.829
6. Patrick Christopher (2007-)	258	316	.816
6. Bill Duwe (1969-72)	120	147	.816
8. Jamal Boykin (2008-)	148	182	.813
9. Amit Tamir (2002-04)	163	201	.811
10. Denny Fitzpatrick (1958-59)	112	139	.806

ASSISTS

1. Keith Smith (1987-90)	546
2. Jerome Randle (2007-)	521
2. Kevin Johnson (1984-87)	521
4. Jason Kidd (1992-94)	494
5. Ayinde Ubaka (2004-07)	417

GAMES PLAYED

1. Patrick Christopher (2007-)	132
2. Jerome Randle (2007-)	130
3. Keith Smith (1987-90)	128
4. Joe Shipp (2000-03)	127
5. Brian Wethers (2000-03)	126



UPDATED CALIFORNIA RECORDS LIST (cont.)**SEASON****SCORING**

1. Lamond Murray (1994).....	729
2. Ryan Anderson (2008).....	697
3. Leonard Taylor (1989).....	649
4. Ed Gray (1997).....	644
5. Joe Shipp (2003).....	632
6. Jerome Randle (2010).....	618
7. Sean Lampley (2001).....	605
8. Jerome Randle (2009).....	603

FIELD GOAL PERCENTAGE*(Minimum 50 made)*

	FG-FGA	PCT
1. Mark McNamara (1982).....	231-329	702
2. Tony Gonzalez (1995).....	71-111	640
3. Solomon Hughes (2001).....	104-201	629
4. Mark McNamara (1981).....	182-295	617
5. Jamal Boykin (2010).....	168-280	600
6. Alfred Grigsby (1993).....	116-194	598
7. Solomon Hughes (2002).....	95-160	594
8. Brian Hendrick (1990).....	175-295	593
9. Leonard Taylor (1987).....	87-147	592
10. Roy Fisher (1989).....	135-230	587

THREE-POINT FIELD GOALS MADE

1. Jerome Randle (2010).....	88
2. Jerome Randle (2009).....	82
3. Ryan Drew (1990).....	68
4. Ryan Anderson (2008).....	64
4. Bill Elleby (1992).....	64

THREE-POINT FIELD GOAL PERCENTAGE*(Minimum 20 made)*

	3P-3PA	PCT
1. Billy Dreher (1991).....	56-112	500
2. Theo Robertson (2009).....	56-115	487
3. Bill Elleby (1992).....	64-138	464
4. Jerome Randle (2009).....	82-177	463
5. Keith Smith (1990).....	42-91	462
6. Omar Wilkes (2006).....	24-53	453
6. Ryan Forehan-Kelly (2000).....	24-53	453
8. Richard Midgley (2003).....	44-98	449
9. Theo Robertson (2010).....	44-99	444
10. Brian Wethers (2001).....	25-57	439

FREE THROW PERCENTAGE*(Minimum 40 made)*

	FT-FTA	PCT
1. Jerome Randle (2010).....	130-139	935
2. Shantay Legans (2002).....	51-57	895
3. Dan Lufkin (1963).....	41-46	891
4. Michael Chavez (1982).....	48-55	873
5. Jerome Randle (2008).....	67-77	870
6. Ryan Anderson (2008).....	173-199	868
7. Jerome Randle (2009).....	139-161	863
8. Patrick Christopher (2010).....	80-93	860
9. Shantay Legans (2000).....	66-77	857
10. Jamal Boykin (2010).....	59-69	855

ASSISTS

1. Jason Kidd (1994).....	272
2. Jason Kidd (1993).....	222
3. Keith Smith (1990).....	205
4. Prentice McGruder (1997).....	197
5. Keith Smith (1989).....	193
6. Jelani Gardner (1995).....	175
6. Kevin Johnson (1986).....	175
8. Kevin Johnson (1987).....	170
9. Jerome Randle (2009).....	165
10. Eric Long (1972).....	149
11. Jerome Randle (2010).....	147

STEALS

1. Jason Kidd (1993).....	110
2. Jason Kidd (1994).....	94
3. Gene Ransom (1978).....	63
4. Prentice McGruder (1997).....	59
5. A.J. Diggs (2003).....	57
6. Thomas Kilgore (1999).....	55
7. Patrick Christopher (2010).....	54

BLOCKED SHOTS

1. Michael Stewart (1994).....	59
2. Michael Stewart (1997).....	56
3. Jamal Sampson (2002).....	54
4. Michael Stewart (1995).....	49
5. DeVon Hardin (2006).....	48
6. Michael Stewart (1996).....	43
7. Francisco Elson (1999).....	42
8. DeVon Hardin (2008).....	37
9. Max Zhang (2010).....	36
9. Solomon Hughes (2000).....	36
9. Tom Schneiderjohn (1977).....	36

*Max Zhang*

2010 NCAA TOURNAMENT BRACKET

First Round Second Round Regionals Semifinals NATIONAL CHAMPIONSHIP Semifinals Regionals Second Round First Round



CAL vs. NCAA TOURNAMENT FIELD

Opponent	2009-10	All-Time	Last Meeting
Arkansas-Pine Bluff		0-0	
Baylor		3-0	Cal, 76-67, 12/28/76
Butler		0-0	
BYU		7-4	Cal, 67-64, 11/27/04
Clemson		1-0	Cal, 61-60, 3/25/99
Cornell		1-1	Cornell, 74-54, 12/30/92
Duke		2-0	Cal, 82-77, 3/20/93
East Tennessee State		0-1	ETSU, 71-69, 12/28/82
Florida		2-0	Cal, 73-58, 11/25/88
Florida State		0-1	FSU, 80-77, 11/29/08
Georgetown		0-0	
Georgia Tech		2-0	Cal, 78-45, 12/30/50
Gonzaga		1-0	Cal, 72-64, 12/21/99
Houston		3-4	Cal, 95-70, 11/20/99
Kansas	0-1	3-15	Kansas, 84-69, 12/22/09
Kansas State		1-6	Kansas State, 82-75, 12/9/07
Kentucky		0-2	Kentucky, 89-71, 11/28/88
Leigh		0-0	
Louisville		0-0	
Marquette		0-0	
Maryland		0-2	Maryland, 84-71, 3/19/09
Michigan State		5-0	Cal, 78-68, 12/20/63
Minnesota		4-2	Cal, 70-67, 12/16/95
Missouri		2-4	Missouri, 93-66, 12/7/08
Montana		1-0	Cal, 37-23, 1/01/30
Morgan State		1-0	Cal, 97-50, 11/25/91
Murray State	1-0	1-0	Cal, 75-70, 11/09/09
New Mexico	0-1	4-2	New Mexico, 86-78, 12/2/09
New Mexico State		0-1	New Mexico State, 91-89, 1/17/72
North Texas		0-0	
Northern Iowa		0-0	
Notre Dame		1-0	Cal, 69-63, 12/27/66
Oakland		0-0	
Ohio		0-0	
Ohio State	0-1	9-9	Ohio State, 76-70, 11/20/09
Oklahoma State		1-4	Cal, 80-65, 12/5/92
Old Dominion		0-1	ODU, 84-73, 12/28/74
Pittsburgh		2-1	Pitt, 63-50, 3/17/02
Purdue		1-5	Purdue, 66-65, 12/6/90
Richmond		1-0	Cal, 85-78, 12/23/93
Robert Morris		0-0	
Saint Mary's		61-16	St. Mary's, 61-42, 11/12/04
San Diego State		4-3	Cal, 77-69, 11/24/07
Siena		0-0	
Sam Houston State		0-0	
Syracuse	0-1	0-1	Syracuse, 95-73, 11/19/09
Tennessee		0-2	Tenn, 62-47, 12/3/83
Temple		1-3	Temple, 51-42, 12/29/73
Texas		2-1	Texas, 57-54, 11/15/00
Texas A&M		1-0	Cal, 59-47, 12/29/49
UC Santa Barbara	1-0	8-0	Cal, 87-66, 12/29/09
UNLV		1-3	Cal, 73-55, 11/28/08
Utah State		3-4	Utah State, 96-87, 1/31/72
UTEP		0-0	
Vanderbilt		0-0	
Vermont		0-0	
Villanova		2-1	Cal, 75-68, 3/15/97
Wake Forest		2-1	Wake Forest, 76-59, 3/24/00
Washington	1-2	77-75	UW, 79-75, 3/13/10
West Virginia		4-1	Cal, 82-68, 12/30/75
Winthrop		0-0	
Wisconsin		5-2	Wisconsin, 66-63, 12/29/86
Wofford		0-0	
Xavier		0-0	



CAL IN POSTSEASON PLAY

QUICK FACTS

Appearances: 22

16 NCAA: 1946, 57, 58, 59, 60, 90, 93, 94, 96, 97, 2001, 02, 03, 06, 09, '10

6 NIT: 1986, 87, 89, 99, 2000, 2008

Record: 29-20

NCAA: 18-15

NIT: 11-5

NCAA Championships: 1 (1959)

NCAA Final Fours: 3 (1946, 59, 60)

NCAA Runner-Up Finishes: 1 (1960)

NIT Championships: 1 (1999)

Cal Coaches in the Postseason:

Nibs Price	1-2	NCAA 1946
Pete Newell	10-3	NCAA 1957, 58, 59, 60
Lou Campanelli	4-4	NCAA 1990; NIT 1986, 87, 89
Todd Bozeman	2-3	NCAA 1993, 94, 96
Ben Braun	12-7	NCAA 1997, 2001, 02, 03; 06 NIT 1999, 2000, 2008
Mike Montgomery	0-1	NCAA 2009

NCAA TOURNAMENT GAMES

1946 (1-2)

First Round

California	50	March 22, 1946
Colorado	44	Municipal Auditorium, Kansas City, MO

Top Cal Scorers: Andy Wolfe 17, 3 with 8

Regional Final

Oklahoma State	52	March 23, 1946
California	35	Municipal Auditorium, Kansas City, MO

Top Cal Scorers: Andy Wolfe 14, Merve Lafaille 10

Final Four Semifinal

Ohio State	63	March 26, 1946
California	45	Madison Square Garden, New York, NY

Top Cal Scorers: Merve Lafaille 22, 2 with 6

1957 (1-1)

First Round

California	86	March 15, 1957
Brigham Young	59	Gill Coliseum, Corvallis, OR

Top Cal Scorers: Larry Friend 25, Earl Robinson 18

Regional Final

San Francisco	50	March 16, 1957
California	46	Gill Coliseum, Corvallis, OR

Top Cal Scorers: Earl Robinson 16, Larry Friend 12

1958 (1-1)

First Round

California	54	March 14, 1958
Idaho State	43	Cow Palace, San Francisco, CA

*Top Cal Scorers: Earl Robinson 13, Don McIntosh 10
Bob Dalton 10*

Second Round

Seattle	66	March 15, 1958
California	62 OT	Cow Palace, San Francisco, CA

Top Cal Scorers: Don McIntosh 16, Earl Robinson 15



1959 NCAA Champions

1959 (4-0)

First Round

California	71	March 13, 1959
Utah	53	Cow Palace, San Francisco, CA

Top Cal Scorers: Al Buch 15, Bob Dalton 13

Regional Final

California	66	March 14, 1959
St. Mary's	46	Cow Palace, San Francisco, CA

Final Four Semifinal

California	64	March 20, 1959
Cincinnati	58	Freedom Hall, Louisville, KY

Top Cal Scorers: Dennis Fitzpatrick 21, Bob Dalton 13

Final Four Championship Game

California	71	March 21, 1959
West Virginia	70	Freedom Hall, Louisville, KY

Top Cal Scorers: Dennis Fitzpatrick 20, Bob Dalton 15

1960 (4-1)

First Round

California	71	March 8, 1960
Idaho State	44	Cow Palace, San Francisco, CA

Top Cal Scorers: Darrall Imhoff 19, Bill McClintock 15

Second Round

California	69	March 11, 1960
Santa Clara	49	Hec Edmundson Pavilion, Seattle, WA

Top Cal Scorers: Darrall Imhoff 16, Earl Shultz 16

Regional Final

California	70	March 12, 1960
Oregon	49	Hec Edmundson Pavilion, Seattle, WA

Top Cal Scorers: Darrall Imhoff 18, Bill McClintock 15

Final Four Semifinal

California	77	March 18, 1960
Cincinnati	69	Cow Palace, San Francisco, CA

Top Cal Scorers: Darrall Imhoff 25, Bill McClintock 18

Final Four Championship Game

California	55	March 19, 1960
Ohio State	75	Cow Palace, San Francisco, CA

Top Cal Scorers: Dick Doughty 11, Bill McClintock 10

1990 (1-1)

First Round

#9 California	65	March 15, 1990
#8 Indiana	63	Hartford Civic Center, Hartford, CT

Top Cal Scorers: Keith Smith 19, Brian Hendrick 13



CAL IN POSTSEASON PLAY (cont.)



1960 NCAA Runner-up Team

Second Round

#9 California	54	March 20, 1990
#1 Connecticut	74	Hartford Civic Center, Hartford, CT
Top Cal Scorers: Roy Fisher 17, Brian Hendrick 12		

1993 (2-1)

First Round

#6 California	66	March 18, 1993
#11 LSU	64	Rosemont Horizon, Rosemont, IL
Top Cal Scorers: Lamond Murray 23, Jason Kidd 16		

Second Round

#6 California	82	March 20, 1993
#3 Duke	77	Rosemont Horizon, Rosemont, IL
Top Cal Scorers: Lamond Murray 28, Jerrod Haase 13		

Regional Semifinal

#6 California	76	March 25, 1993
#2 Kansas	93	St. Louis Arena, St. Louis, MO
Top Cal Scorers: Lamond Murray 23, Brian Hendrick 15		

1994 (0-1)

First Round

#5 California	57	March 17, 1994
#12 Wisconsin-GB	61	Dee Events Center, Ogden, UT
Top Cal Scorers: Lamond Murray 18, Jason Kidd 12		

1996 (0-1)

First Round

#12 California	64	March 14, 1996
#5 Iowa State	74	Reunion Arena, Dallas, TX
Top Cal Scorers: Tremaine Fowlkes 26, Randy Duck 7		
Game later vacated by Cal for use of ineligible player		

1997 (2-1)

First Round

#5 California	55	March 13, 1997
#12 Princeton	52	Joel Coliseum, Winston-Salem, NC
Top Cal Scorers: Randy Duck 16, Tony Gonzalez 13		

Second Round

#5 California	75	March 15, 1997
#4 Villanova	68	Joel Coliseum, Winston-Salem, NC
Top Cal Scorers: Tony Gonzalez 23, Randy Duck 16		

Regional Semifinal

#5 California	57	March 21, 1997
#1 North Carolina	63	Carrier Dome, Syracuse, NY
Top Cal Scorers: Randy Duck 15, Sean Marks 11		

2001 (0-1)

First Round

#8 California	70	March 16, 2001
#9 Fresno State	82	The Pyramid, Memphis, TN
Top Cal Scorers: Shantay Legans 15, Sean Lampley 13		

2002 (1-1)

First Round

#6 California	82	March 15, 2002
#11 Pennsylvania	75	Mellon Arena, Pittsburgh, PA
Top Cal Scorers: Joe Shipp 20, Brian Wethers 19		

Second Round

#6 California	50	March 17, 2002
#3 Pittsburgh	63	Mellon Arena, Pittsburgh, PA
Top Cal Scorers: Shantay Legans 13, Joe Shipp 11		

2003 (1-1)

First Round

#8 California	76 OT	March 20, 2003
#9 No. Carolina St.	74	Ford Center, Oklahoma City, OK
Top Cal Scorers: Joe Shipp 24, Gabriel Hughes 14		

Second Round

#8 California	65	March 22, 2003
#1 Oklahoma	74	Ford Center, Oklahoma City, OK
Top Cal Scorers: Brian Wethers 27, Joe Shipp 20		

2006 (0-1)

First Round

#7 California	52	March 17, 2006
#10 No. Carolina St.	58	American Airlines Center, Dallas, TX
Top Cal Scorers: Leon Powe 14, Rod Benson 13		

2009 (0-1)

First Round

#7 California	71	March 19, 2009
#10 Maryland	84	Sprint Center, Kansas City, MO
Top Cal Scorers: Theo Robertson 22, Jerome Randle 14		

CAL VS. NCAA OPPONENTS

Team	Record	Years	
Oklahoma	0-1	2003	
Brigham Young	1-0	1957	
Cincinnati	2-0	1959, 60	
Colorado	1-0	1946	
Connecticut	0-1	1990	
Duke	1-0	1993	
Fresno State	0-1	2001	
Idaho State	2-0	1958, 60	
Indiana	1-0	1990	
Iowa State	0-1	1996	
Kansas	0-1	1993	
LSU	1-0	1993	
Maryland	0-1	2009	
North Carolina	0-1	1997	
North Carolina St.	1-1	2003, 06	
Oklahoma	0-1	2003	
Oklahoma St.	0-1	1946	
Ohio State	0-2	1946, 60	
Oregon	1-0	1960	
Pennsylvania	1-0	2002	
Pittsburgh	0-1	2002	
Princeton	1-0	1997	
St. Mary's	1-0	1959	
San Francisco	0-1	1957	
Santa Clara	1-0	1960	
Seattle	0-1	1958	
Utah	1-0	1959	
Villanova	1-0	1997	
West Virginia	1-0	1959	
Wisconsin-GB	0-1	1994	



NCAA TOURNAMENT RECORDS

MOST POINTS

Team: 86 vs. BYU (59), March 15, 1957
 Opponent: 93, Kansas vs. Cal (76), March 25, 1993
 Both Teams: 169, Kansas (93) vs. Cal (76), March 25, 1993
 Cal Individual: 28, Lamond Murray vs. Duke, March 20, 1993
 Opp. Individual: 32, Bobby Hurley, Duke, March 20, 1993

MOST FIELD GOALS MADE


Team: 37 vs. BYU, March 15, 1957
 Opponent: 33, Ohio State, March 19, 1960
 Cal Individual: 11, Larry Friend vs. BYU, March 15, 1957
 11, Lamond Murray vs. Duke, March 20, 1993
 11, Brian Wethers vs. Oklahoma, March 22, 2003
 Opp. Individual: 12, Bob Kurland, Oklahoma A&M, March 23, 1946
 12, Jeff Nordgaard, UW-Green Bay, March 17, 1994

MOST FIELD GOALS ATTEMPTED

Team: 81 vs. BYU, March 15, 1957
 Opponent: 64, LSU, March 18, 1993
 Cal Individual: 25, Larry Friend vs. BYU, March 15, 1957
 Opp. Individual: 22, Bobby Hurley, Duke, March 20, 1993

HIGHEST FIELD GOAL PERCENTAGE

Team: 55.6 vs. Villanova, March 15, 1997 (25-45)
 Opponent: 67.4, Ohio State, March 19, 1960 (33-46)
 Cal Individual: 100.0, Gabriel Hughes vs. North Carolina State, March 20, 2003 (5-5)
 Opp. Individual: 88.9, Rex Walters, Kansas, March 25, 1993 (8-9)



Larry Friend

MOST 3-POINT FIELD GOALS MADE

Team: 10 vs. Duke, March 20, 1993
 Opponent: 11, Pennsylvania, March 15, 2002
 Cal Individual: 3, many times
 Opp. Individual: 6, Bobby Hurley, Duke, March 20, 1993

MOST 3-POINT FIELD GOALS ATTEMPTED

Team: 26 vs. Kansas, March 25, 1993
 Opponent: 25, Duke, March 20, 1993
 Cal Individual: 11, Lamond Murray vs. Kansas, March 25, 1993
 Opp. Individual: 18, Bobby Hurley, Duke, March 20, 1993

HIGHEST 3-POINT FIELD GOAL PCT.

Team: 58.8 vs. Duke, March 20, 1993 (10-17)
 Opponent: 72.7, Kansas, March 25, 1993 (8-11)
 Cal Individual: 75.0, Jerod Haase vs. Duke, March 20, 1993 (3-4)
 Opp. Individual: 80.0, Rex Walters, Kansas, March 25, 1993 (4-5)

MOST FREE THROWS MADE

Team: 25 vs. Cincinnati, March 18, 1960
 Opponent: 23, Fresno State, March 16, 2001
 Cal Individual: 11, Joe Shipp vs. Pennsylvania, March 15, 2002
 Opp. Individual: 10, Oscar Robertson, Cincinnati, March 18, 1960

MOST FREE THROWS ATTEMPTED

Team: 34 vs. Oregon, March 12, 1960
 34 vs. Villanova, March 15, 1997
 Opponent: 34, Fresno State, March 16, 2001
 Cal Individual: 14, Joe Shipp vs. Pennsylvania, March 15, 2002
 Opp. Individual: 12, Jerry West, West Virginia, March 21, 1959
 12, Oscar Robertson, Cincinnati, March 18, 1960

HIGHEST FREE THROW PERCENTAGE

Team: 90.0 vs. Saint Mary's, March 14, 1959 (18-20)
 Opponent: 85.7, Oklahoma A&M, March 23, 1946 (12-14)
 Cal Individual: 100.0, Bob Dalton vs. Saint Mary's, March 14, 1959 (7-7)
 Opp. Individual: 100.0, Bobby Hurley, Duke, March 20, 1993 (8-8)

MOST REBOUNDS


Team: 56 vs. Cincinnati, March 20, 1959
 Opponent: 43, Pittsburgh, March 17, 2002
 Cal Individual: 16, Darrall Imhoff vs. Cincinnati, March 20, 1959
 Opp. Individual: 19, Oscar Robertson, Cincinnati, March 20, 1959

MOST PERSONAL FOULS

Team: 25 vs. Iowa State, March 14, 1996
 25 vs. Fresno State, March 16, 2001
 Opponent: 25, Villanova, March 15, 1997



NCAA TOURNAMENT RECORDS (cont.)



Jason Kidd

MOST ASSISTS

Team: 23 vs. Duke, March 20, 1993
 Opponent: 22, UW-Green Bay, March 17, 1994
 Cal Individual: 14, Jason Kidd vs. Duke, March 20, 1993
 Opp. Individual: 10, Tito Maddox, Fresno State, March 16, 2001

MOST STEALS

Team: 10 vs. UW-Green Bay, March 17, 1994
 Opponent: 16, Connecticut, March 17, 1990
 Cal Individual: 6, A.J. Diggs vs. North Carolina State,
 March 20, 2003
 Opp. Individual: 8, Grant Hill, Duke, March 20, 1993

MOST BLOCKED SHOTS

Team: 7 vs. LSU, March 18, 1993
 Opponent: 8, North Carolina State, March 20, 2003
 Cal Individual: 3, Lamond Murray vs. LSU, March 18, 1993
 3, Brian Hendrick vs. LSU, March 18, 1993
 3, Solomon Hughes vs. Pennsylvania,
 March 15, 2002
 3, Jamal Sampson vs. Pennsylvania,
 March 15, 2002
 Opp. Individual: 5, Kelvin Cato, Iowa State, March 14, 1996

INDIVIDUAL GAME

MOST POINTS

28 Lamond Murray vs. Duke March 20, 1993
 27 Brian Wethers vs. Oklahoma March 22, 2003
 26 Tremaine Fowlkes vs. Iowa State March 14, 1996
 25 Darrall Imhoff vs. Cincinnati March 18, 1960
 25 Larry Friend vs. BYU March 15, 1957

MOST REBOUNDS

16 Darrall Imhoff vs. Cincinnati March 20, 1959
 15 Bill McClintock vs. Oregon March 12, 1960
 15 Darrall Imhoff vs. Saint Mary's March 14, 1959
 13 Alfred Grigsby vs. Villanova March 15, 1997
 13 Bill McClintock vs. Saint Mary's March 14, 1959

MOST ASSISTS

14 Jason Kidd vs. Duke March 20, 1993
 10 Jason Kidd vs. Kansas March 25, 1993
 7 Jerome Randle vs. Maryland March 19, 2009
 7 Prentice McGruder vs. North Carolina March 21, 1997
 7 Prentice McGruder vs. Princeton March 13, 1997
 7 Jason Kidd vs. UW-Green Bay March 17, 1994
 7 Jason Kidd vs. LSU March 18, 1993

MOST BLOCKS

3 Solomon Hughes vs. Pennsylvania March 15, 2002
 3 Jamal Sampson vs. Pennsylvania March 15, 2002
 3 Lamond Murray vs. LSU March 18, 1993
 3 Brian Hendrick vs. LSU March 18, 1993
 2 Many times

MOST STEALS

6 A.J. Diggs vs. North Carolina State March 20, 2003
 5 Jason Kidd vs. LSU March 18, 1993
 4 Anwar McQueen vs. North Carolina March 21, 1997
 4 Prentice McGruder vs. Princeton March 13, 1997
 4 Jason Kidd vs. Kansas March 25, 1993
 4 Jason Kidd vs. Duke March 20, 1993

INDIVIDUAL TOURNAMENT

Points: 86, Darrall Imhoff, 1960
 Rebounds: 51, Darrall Imhoff, 1960
 Assists: 31, Jason Kidd, 1993
 Blocks: 5, Solomon Hughes, 2002
 5, Jamal Sampson, 2002
 Steals: 13, Jason Kidd, 1993

INDIVIDUAL CAREER

Points: 140, Darrall Imhoff, 1958-60
 Rebounds: 100, Darrall Imhoff, 1958-60
 Assists: 38, Jason Kidd, 1993-94
 Blocks: 6, Michael Stewart, 1994-97
 Steals: 16, Jason Kidd, 1993-94




HEAD COACH MIKE MONTGOMERY

MIKE MONTGOMERY

Long Beach State '68 • 2nd Year at California

Cal Record: 45-21 • Career Record: 592-265



One of the elite coaches in basketball returned to the collegiate arena when Mike Montgomery was named head coach of the University of California on April 5, 2008. This season, he became the first-ever Cal head coach, and the fourth non-UCLA Pac-10 coach, to reach the 20-win plateau in his first two seasons at the helm. Montgomery guided the Golden Bears to their first conference championship in 50

years and their second straight NCAA Tournament appearance.

A five-time Pac-10 Coach of the Year and recipient of a John R. Wooden "Legends of Coaching" Lifetime Achievement Award, Montgomery has a proven record of success, amassing 20 post-season appearances, five conference championships and reaching the Final Four of the NCAA Tournament in 1998.

"Throughout his years as a head coach, Coach Montgomery has established that he understands what it takes to develop a basketball program that will compete consistently with the nation's top teams," Director of Athletics Sandy Barbour said. "He has demonstrated a clear commitment to the development of student-athletes both academically and socially. He has an impeccable reputation in the industry and is recognized as a leader in the men's basketball community."

Montgomery enters the 2009-10 postseason with a 592-265 all-time record at the college level, a mark that places him 10th in victories among active coaches at the Division I level. He was 393-167 (.702) over 18 years at Stanford from 1987-2004 and 154-77 (.667) during the previous eight seasons at Montana. Overall, 27 of his 28 teams have posted winning records.

Last season, his first at Cal, Montgomery got Cal back into the NCAA Tournament for the first time since 2006, and he put the Bears in the Associated Press' Top 25 for the first time in six years. He guided Jerome Randle and Patrick Christopher to first-team All-Pac-10 honors.

Both Randle and Christopher repeated on the all-conference first team, with Randle earning Player of the Year notice.

During his tenure at Stanford, Montgomery led the Cardinal to 12 NCAA Tournament bids – including the 1998 Final Four – four NIT selections, four regular-season Pac-10 titles and the 2004 Pac-10 Tournament crown. His players earned first-team All-Pac-10 status 27 times and first- or second-

team Pac-10 All-Academic notice on 25 occasions, more than double that of any other school during his years with the Cardinal.

Following the 2003-04 season, Montgomery left Stanford to become the head coach of the NBA's Golden State Warriors, where he compiled a 68-96 record in two seasons. He then served as an assistant to the athletic director at Stanford and worked as a television commentator for two years before accepting the offer to coach at Cal.

During Montgomery's career at Stanford, the Cardinal registered at least 30 wins three times, including a school-record 31 victories in 2000-01. The 1997-98 and 2003-04 both finished with 30 wins. Stanford reached the 20-win mark on 13 occasions under his guidance, including each of his last 10 seasons.

Those 20-victory years corresponded with an NCAA Tournament invitation each time, highlighted by a trip to the 1998 NCAA Final Four in San Antonio, Texas. The third-seeded Cardinal finished the season with a 30-5 record after losing to second-seeded Kentucky, 86-85, in the NCAA semifinals.

While coaching on The Farm, Montgomery garnered an assortment of honors, including the prestigious John R. Wooden "Legends of Coaching" Lifetime Achievement Award in 2004. The Long Beach, Calif., native was tabbed the *Sports Illustrated* National Coach of the Year in 2000 and the Naismith and *Basketball Times* Coach of the year in '04. In addition, he has been honored as the Pac-10 Coach of the Year in 1999, 2000, 2003 and 2004.


Three student-athletes under Montgomery's tutelage have been named Wooden All-Americans (Todd Lichti in 1989, Mark Madsen in 2000 and Casey Jacobsen in 2001).

While Stanford advanced to the 1998 NCAA Final Four, its 2000-01 team is also recognized as one of the best in Cardinal history. Montgomery guided the Cardinal to a 31-3 record, a third straight Pac-10 title and a spot the Elite Eight of the NCAA Tournament. During the year, Stanford set or tied 13 Pac-10 and school records, including team marks for wins (31) and scoring average (83.2). The Cardinal led the nation in field goal percentage (51.1%) and ranked in the top eight in the country in six statistical categories.

Montgomery's teams have also been noted for their defense, with five of his final eight Stanford squads leading the Pac-10 in fewest points allowed, including the 1999-2000 team that surrendered just 59.7 ppg.

Inheriting a Stanford program that had not advanced to the NCAA Tournament since winning the national title in 1942, Montgomery quickly had the Cardinal on the winning track. In his second year on The Farm, he piloted his charges to a 21-12 mark and an NIT invitation, becoming the first Stanford men's basketball team in 46 years to reach postseason play. A year later, the Cardinal earned a bid to the NCAA Tournament, finishing with a 26-7 record.

Montgomery's expertise helped eight Stanford players move on to NBA careers as first-round draft choices: Curtis Borchardt, Jarron



HEAD COACH MIKE MONTGOMERY (cont.)

Collins, Jason Collins, Adam Keefe, Brevin Knight, Todd Lichti, Mark Madsen and Casey Jacobsen.

Before helping Stanford's ascend to the national stage, Montgomery oversaw the Montana program for eight years. His teams averaged 19 wins per year, never had a losing season and earned two NIT selections. Montgomery guided the Grizzlies to five runner-up finishes in the Big Sky Conference and won at least 20 games each of his last four seasons.

Prior to accepting the head position at Montana, Montgomery served as an assistant coach there for two years. While he was with the Grizzlies, the university had four players drafted by the NBA: John Schroeder, Derrick Pope, Marc Glass and Larry Krystkowiak.

In addition, Montgomery has been an assistant coach at the U.S. Coast Guard Academy, Colorado State, the Citadel, Florida and Boise State.

Montgomery's proven track record caught the attention of USA Basketball, and he has been a member of national team staffs on several occasions. He served as an assistant coach for the United States at the 2002 World Basketball Championships, and in 1996, he was named head coach of the USA Men's 22-and-Under Select team. That year, Montgomery was chosen the USA Basketball Developmental Coach of the Year and the USOC Basketball Developmental Coach of the Year.

The 15th head men's basketball coach in Cal history, Montgomery earned his bachelor's of arts in physical education at Long Beach State in 1968. He received a master's degree in physical education from Colorado State in 1976. In 2002, Montgomery was named to the Long Beach State Hall of Fame.

Montgomery and his wife, Sarah, have two grown children, John and Anne.


MONTGOMERY'S POSTSEASON RECORD

CALIFORNIA

2009	NCAA	I. Maryland, 84-71
STANFORD		
2004	NCAA	d. Texas-San Antonio, 71-45
		I. Alabama, 70-67
2003	NCAA	d. San Diego, 77-69
		I. Connecticut, 85-74
2002	NCAA	d. Western Kentucky, 84-68
		I. Kansas, 86-63
2001	NCAA	d. UNC Greensboro, 89-60
		d. St. Joseph's, 90-83
		d. Cincinnati, 78-65
		I. Maryland, 87-73
2000	NCAA	d. South Carolina State, 84-65
		I. North Carolina, 60-53
1999	NCAA	d. Alcorn State, 69-57
		I. Gonzaga, 82-74
1998	NCAA	d. College of Charleston, 67-57
		d. Western Michigan, 83-65
		d. Purdue, 67-59
		d. Rhode Island, 79-77
		I. Kentucky, 86-85 (OT)
1997	NCAA	d. Oklahoma, 80-67
		d. Wake Forest, 72-66
		I. Utah, 82-77 (OT)
1996	NCAA	d. Bradley, 66-58
		I. Massachusetts, 79-74
1995	NCAA	d. UNC Charlotte, 70-68
		I. Massachusetts, 75-53
1994	NIT	I. Gonzaga, 80-76
1992	NCAA	I. Alabama, 80-75
1991	NIT	d. Houston, 93-86
		d. Wisconsin, 80-72
		d. Southern Illinois, 78-76
		d. Massachusetts, 73-71
		d. Oklahoma, 78-72
1990	NIT	I. Hawaii, 69-57
1989	NCAA	I. Siena, 80-78
1988	NIT	d. Long Beach State, 80-77
		I. Arkansas State, 60-59

MONTANA

1986	NIT	I. TCU, 76-69
1985	NIT	I. UCLA, 78-47



HEAD COACH MIKE MONTGOMERY (cont.)**MONTGOMERY'S YEAR-BY-YEAR RECORD**

Year Overall Record Conference Record Notes

MONTANA

1978-7914-137-7 (4th)	
1979-8017-118-6 (3rd)	
1980-8119-911-3 (T2nd)	
1981-8217-1010-4 (2nd)	
1982-8322-79-5 (T3rd)	
1983-8423-79-5 (2nd)	
1984-8522-810-4 (2nd)	NIT First Round
1985-8621-119-5 (2nd)	NIT First Round
Montana Totals154-7773-39	

STANFORD

1986-8715-139-9 (6th)	
1987-8821-1211-7 (4th)	NIT Second Round
1988-8926-715-3 (2nd)	NCAA First Round
1989-9018-129-9 (6th)	NIT First Round
1990-9120-138-10 (T5th)	NIT Champions
1991-9218-1110-8 (4th)	NCAA First Round
1992-937-232-16 (10th)	
1993-9417-1110-8 (T4th)	NIT First Round
1994-9520-910-8 (T5th)	NCAA Second Round
1995-9621-813-5 (3rd)	NCAA Second Round
1996-9722-812-6 (T2nd)	NCAA Sweet 16
1997-9830-515-3 (2nd)	NCAA Final Four
1998-9926-715-3 (1st)	NCAA Second Round
			Pac-10 Coach of the Year
1999-0027-415-3 (T1st)	NCAA Second Round
			Pac-10 Coach of the Year
2000-0131-316-2 (1st)	NCAA Elite Eight
2001-0220-1012-6 (T2nd)	NCAA Second Round
2002-0324-914-4 (2nd)	NCAA Second Round
			Pac-10 Coach of the Year
2003-0430-217-1 (1st)	NCAA Second Round
			Pac-10 Coach of the Year
Stanford Totals393-167213-111	

CALIFORNIA

2008-0922-1111-7 (T3rd)	NCAA First Round
2009-1023-1013-5 (1st)	NCAA
California Totals45-2124-12	

Career Totals.....592-265

ASSISTANT COACHES

JAY JOHN

Arizona '81 • Second Year at California



Jay John brought 25 years of coaching experience to Mike Montgomery's staff when he joined the Golden Bears for the 2008-09 campaign.

A former head coach at Oregon State, John has also had stints as an assistant at Arizona, Oregon, Butler and San Francisco during his career, helping programs to the postseason at each stop.

Most recently, John served as head coach at Oregon State from 2002-08. In 2005, he directed the Beavers to the National Invitation Tournament,

compiling a 17-15 mark, for the program's first postseason berth and winning record in 15 years. The Beavers also had their highest Pac-10 finish (fifth) since 1992-93.

During his first season at OSU, John's team won at UCLA and USC for the first time in 15 years and posted its most road victories in a decade. He won 66 games during his first five seasons in Corvallis, the most for an OSU coach in a five-year stretch since 1988-93. John had an overall record of 72-97.

John previously spent 15 seasons as an assistant coach at the Division I level, including four years under Lute Olson at Arizona. He was also on staff at Oregon for two stints (1984-85 and '97-98), with additional stops at San Francisco in 1988-89 and Butler from 1989-97.

While at Arizona from 1999-02, John primarily worked with the Wildcats' frontcourt players and helped the team to NCAA Tournaments every year, including the 2001 national championship game. Arizona was ranked no lower than 12th at the end of each season during his tenure, and John was rated No. 1 by Hoop Scoop in its top 25 assistant coaches poll.

John earlier worked under Barry Collier at Butler, where he helped the Bulldogs to the 1997 NCAA Tournament, a first for the school in 35 years, and a then-school-record 23 wins.

John also coached at Jamestown Community College in New York as an assistant from 1983-85 and head coach from 1987-88. He guided JCC to a two-year mark of 41-19 and was named the conference's coach of the year in his first season.

John first entered the coaching ranks at his alma mater, Salpointe Catholic High School in Tucson, Ariz., where he was the freshman coach and varsity assistant for three seasons. He also taught physical education and biology at the school.

A 1981 graduate of Arizona with a degree in biology, John earned a master's degree from Butler in 1994. He and his wife, Lisa, have two sons, Tyler and Trevor.

TRAVIS DECUIRE

Montana '94 • Second Year at California



After spending five years as an assistant coach at Old Dominion, Travis DeCuire returned to the West Coast at the outset of the 2008-09 season as an assistant on Mike Montgomery's staff at California.

A former star point guard at Montana, where he earned his degree in business marketing, DeCuire also has head coaching experience from stints at Sammamish High School and Green River Community College in Washington.

During his tenure at Old Dominion, DeCuire helped the Monarchs to a combined 117-53 record, which included 94 wins his last four years, most in school history over a four-year stretch. ODU reached the postseason each of those four years, advancing to the NCAA Tournament in both 2005 and '07. In addition, the Monarchs reached the National Invitation Tournament semifinals in 2006 and the quarterfinals of the College Basketball Invitational in 2008.

ODU's best overall record came in 2004-05 when the Monarch's finished 28-6 overall. They also won 24 games each of the next two seasons, posting marks of 24-10 in 2006 and 24-9 in '07.

DeCuire previously had two successful years as head coach at Green River Community College in Seattle. After taking over a last-place program

in 2001-02, he guided the team to a conference championship and its first 20-win season in over 20 years, earning league Coach of the Year honors in 2003 to cap off his second season.

DeCuire earlier served as head coach at Sammamish HS in Bellevue, leading the school to two conference titles, a state tournament appearance and three consecutive trips to the district tournament.

As a player, DeCuire played point guard for Montana from 1991-94 and earned All-Big Sky honors his junior and senior years. In addition to being a two-time team MVP, he set the school's all-time assist record with 435 and the single-season mark with 199 assists in 1993-94, with both marks still standing as Grizzly bests.

Following graduation, DeCuire served as a player-coach for the Sutherland Basketball Club in Sutherland, Australia, in 1994-95.

With a strong commitment to community service, DeCuire founded and acted as president of the Fastbreak Basketball Association, an organization that assists in teaching life lessons and building self-esteem through basketball to more than 500 students in the Seattle-Tacoma area. In addition, he has extensive experience in counseling with the Echo Glen Children's Center in Snoqualmie, Wash., from 1996-98 and with the Ryther Children's Center in North Seattle from 1995-97.

DeCuire graduated from Montana in 1994 with a degree in business marketing. He and his wife, Sabrina, have a 17-year-old daughter, Brianna.

GREGG GOTTLIEB

UCLA '95 • Third Year at California



Gregg Gottlieb is in his third year on the Golden Bear coaching staff after joining the program in the summer of 2007 after eight seasons as an assistant coach at San Diego State. Gottlieb brings tireless work ethic and coaching skills, paired with strong abilities in player development and recruiting.

Gottlieb has been a part of seven teams that have advanced to the postseason since 2002, including last year's Cal squad that reached the NCAA Tournament, and the 2007-08 team that advanced

to the second round of the National Invitation Tournament.

Gottlieb started his coaching career as an assistant at Cal Poly in San Luis Obispo, where he was part of staff that helped turn the program around from a one-win season in 1994-95 to a 16-win campaign in 1995-96. In July 1997, Gottlieb moved to Sacramento State, where he served as assistant coach and recruiting coordinator. He then joined the San Diego State staff in 1999 under head coach Steve Fisher.

Gottlieb began his tenure at San Diego State as director of basketball operations, a position he held for three years before being elevated to assistant coach and recruiting coordinator prior to the 2002-03 season. While at SDSU, Gottlieb helped the Aztecs earn four postseason berths – two NCAA and two NIT. San Diego State earned an NCAA Tournament nod in 2002, when the Aztecs finished 21-12, and they reached the NIT second round in 2004.

In 2005-06, the Aztecs were 24-9 overall and 13-3 in the MWC, capturing both the regular-season and tournament league titles, as well as an NCAA Tournament bid. SDSU also advanced to the second round of the NIT in 2007, compiling a 22-11 mark.

Among the players Gottlieb helped recruit to San Diego State were all-conference performers Marcus Slaughter, Brandon Heath and Mohamed Akubar. Each of SDSU's recruiting classes his last four years with the program was nationally ranked.

On the court, Gottlieb was a standout performer at El Modena High School in Orange, Calif., and a two-year letterman at Drake University in Iowa. After his playing career, he returned to California and earned his bachelor's degree in history with a minor in business from UCLA in 1995. He received an MBA from Cal Poly in 1997.

Gottlieb comes from an athletic family, as his father, Bob, is a former college coach who worked under Hall of Famer Jack Hartman at Kansas State and Eddie Sutton at Creighton. Bob Gottlieb was also head coach at Jacksonville and Wisconsin-Milwaukee. In addition, his brother, Doug, was a guard at Oklahoma State and serves as an ESPN basketball analyst.

Gottlieb and his wife, Mandy, have two children, Gage and Tess.



2009-10 PLAYER PROFILES



Omondi **AMOKE**

21

Sophomore
6-7
Oxnard, CA

Forward
225
Oxnard HS

1V

A high-energy player who has become a starter that last part of the season ... often asked to guard players much larger than him ... one of Cal's toughest rebounders ... a key bench player ... posted career highs of 15 points against Jacksonville and 15 rebounds vs. Ohio State ... recorded a double-double against Iowa State (11 points, 14 rebounds) ... tallied a game-high 11 rebounds vs. Oregon ... made his first career start at Washington State and led the Bears with seven rebounds ... appeared in every game, starting 11 ... posted six rebounds at UCLA ... had 12 points and 9 rebounds vs. Oregon in the Pac-10

Tournament quarterfinals, his first double-digit scoring effort since Jan. 6.

As a Redshirt-Freshman (2008-09): Coming off the bench as a key reserve, averaged 2.6 ppg and 2.1 rpg in just over eight minutes ... posted a season-best 10 rebounds against Dartmouth, along with nine points as he went 5-for-6 from the free-throw line ... tallied 11 points off the bench against North Carolina A&T, and recorded nine points against Texas Pan-American ... his second-best rebounding performance came at UNLV where he notched eight ... shot 4-for-6 from the field three times (Missouri, Texas-Pan American, North Carolina A&T) ... tied for the game-high in rebounds with six against Colgate ... grabbed four rebounds vs. Washington State ... appeared in all but one game.

As a Freshman (2007-08): Missed his first year in Berkeley due to the aftereffects of preseason calf surgery.

High School: A three-time Ventura County Player of the Year, Amoke averaged 20.3 ppg, 13.4 rpg, 3 spg and 3 bpg as a senior when Oxnard finished 21-6 ... also named league MVP twice and first-team All-CIF three times ... voted second-team all-state as a senior ... rated the No. 13 small forward and No. 83 overall recruit in the country by ESPN.com ... also tabbed the No. 25 small forward by Scout.com ... as a junior, averaged 19.8 ppg, 11.5 rpg, 3.6 spg and 3.5 bpg, helping Oxnard to a 23-7 record ... contributed 17.7 ppg and 12 rpg as a sophomore.

Personal: Omondi Robin Amoke ... born June 3, 1989, in Santa Barbara, Calif. ... parents are Diane Robin, and Omulo and Tina Amoke ... media studies major.

SEASON HIGHS

Points 15 vs. Jacksonville, 11/24/09
Rebounds 15 vs. Ohio State, 11/20/09
Assists 2 vs. Arizona State, 2/27/10
Blocks 2 vs. Oregon, 3/11/10
Steals 1 many times, last vs. Washington State, 2/13/10

CAREER HIGHS


Points 15 vs. Jacksonville, 11/24/09
Rebounds 15 vs. Ohio State, 11/20/09
Assists 2 many times, last vs. Arizona State, 2/27/10
Blocks 2 many times, last vs. Oregon, 3/11/10
Steals 1 many times, last vs. Washington State, 2/13/10



Year	G-Gs	Min	Fg-a	Pct	3p-a	Pct	Ft-a	Pct	Reb	Avg	Pf-D	Ast	To	Blk	St	Tp	Avg
2009	32-0	261	29-60	.483	0-1	.000	24-42	.571	68	2.1	28-0	8	13	7	2	82	2.6
2010	33-14	551	58-121	.479	0-4	.000	41-70	.586	152	4.6	72-3	11	22	8	8	157	4.8
Totals	65-14	812	87-181	.480	0-5	.000	65-112	.580	220	3.4	100-3	19	35	15	10	239	3.6



2009-10 PLAYER PROFILES (cont.)

Jamal **BOYKIN****10****Senior****Forward****6-8****240****2V****Fairfax, CA****Duke**

A native Californian who began his collegiate career at Duke before transferring to Cal midway through the 2006-07 campaign ... one of the vocal leaders for the Bears on and off the court ... boasts a career field goal percentage of 55.3 that ranks fourth all-time at Cal, while his season field goal rate of 60.0% is fifth on the school season chart ... has seven double-doubles on the season, 13 for his career ... had 20 points and 10 boards vs. Arizona Feb. 25 ... set a career high in scoring with 25 points at Arizona State ... tallied 22 points against Princeton ... registered his first double-double at New Mexico (21 points, 13 rebounds) ... secured a career-high 15 rebounds at Kansas to go with his 15 points ... first on the team in rebounding with an average of 6.7

rpg, and third in free throw percentage (85.5%) ... scored all 15 of his points in the first 10 minutes of the second half in Cal's game vs. Oregon in the Pac-10 Tournament ... added 20 points and 14 boards in the championship game vs. Washington to earn a spot on the all-tournament team.

As a Junior (2008-09): Cal's leading rebounder all season, started all 33 games and made his presence felt both on the boards and with some efficient shooting ... secured five of the team's seven double-doubles ... ended the season statistically ranked in the conference's top 10 in rebounds ... season shooting percentage of .529 (129-244) was the best on the team, including .534 (71-for-133) in conference games ... recorded Cal's first double-double of the season against Portland when he set then-career highs in points (19) and rebounds (12) ... tallied 22 points at Stanford ... shot 8-for-9 from the floor on his way to 18 points against Texas Pan-American.

As a Sophomore (2007-08): Boykin made a dramatic impact on Cal's lineup from nearly the moment he became eligible to play vs. Utah Dec. 22 ... came through with 18 points and 10 boards in 19 minutes in his next game against Long Beach State ... helped Cal to a 69-64 upset of then-No. 9 Washington State with 12 points, seven rebounds, three assists and a potential game-deciding block on a Daven Harmerling three-point try with 27 seconds left ... scored 18 points in the regular-season finale at UCLA ... came off the bench in Cal's two NIT games, chipping in 10 points and five rebounds vs. New Mexico and seven points at Ohio State ... hit two free throws with 3.7 seconds left in a tie game to lift Cal to the 68-66 win over New Mexico ... received the team's Hustle Award at the end of the year.

At Duke: As a freshman in 2005-06, saw action in 26 games and averaged 1.0 ppg and 0.8 rpg ... made an appearance against LSU in the Sweet 16 of the NCAA Tournament ... played eight minutes against Seton Hall in the NIT Season Tip-Off for his collegiate debut, scoring four points and grabbing a pair of offensive rebounds ... played in three games as a sophomore in 2006-07 before being diagnosed with mononucleosis.

High School: Boykin was named the Gatorade state Player of the Year after averaging 22 ppg, 12 rpg, 4 bpg and 5 apg as a senior at Fairfax HS in 2005 ... the John Wooden Award winner as the senior Player of the Year in Los Angeles ... shot 76.6 percent from the floor and averaged 19.5 ppg and 11.4 rpg while leading Fairfax to the state title in 2004.

Personal: Jamal Thomas Boykin ... born April 27, 1987, in Los Angeles, Calif. ... parents are Ruben and Mary Boykin ... older brother, Ruben Jr., played basketball at Northern Arizona, where he was a three-time All-Big Sky selection ... skipped the Bob Gibbons AAU Tournament in North Carolina in 2004 because he was playing the lead in a school play ... an avid artist, currently working on a project of creating 44 drawings of President Obama ... African American studies major.

SEASON HIGHS

Points 25 at Arizona State, 1/28/10
Rebounds 15 at Kansas, 12/22/09
Assists 2 many times, last at Oregon, 2/20/10
Blocks 2 vs. Washington, 2/11/10
Steals 2 many times, last vs. UCLA, 3/12/10

CAREER HIGHS

Points 25 at Arizona State, 1/28/10
Rebounds 15 at Kansas, 12/22/09
Assists 4 twice, last at Stanford, 1/17/09
Blocks 3 vs. Washington, 2/5/09
Steals 3 at Missouri, 12/7/08



Year	G-Gs	Min	Fg-a	Pct	3p-a	Pct	Ft-a	Pct	Reb	Avg	Pf-D	Ast	To	Blk	St	Tp	Avg
2008	25-11	486	80-158	.506	7-15	.467	28-36	.778	96	3.8	54-1	30	36	6	8	195	7.8
2009	33-33	768	129-244	.529	3-6	.500	56-80	.700	211	6.4	62-2	29	31	10	17	317	9.6
2010	33-33	926	168-280	.600	0-3	.000	59-69	.855	221	6.7	57-0	35	35	12	28	395	12.0
Totals	91-77	2180	377-682	.553	10-24	.417	148-182	.813	528	5.8	173-3	94	102	28	53	912	10.0



2009-10 PLAYER PROFILES (cont.)

Patrick **CHRISTOPHER** 23

Senior

6-5

Compton, CA

Guard

220

Dominguez HS

3V

A two-time first-team All-Pac-10 selection who rates among the top 10 scorers in Cal history with more than 1,600 career points ... in addition to his ability to score, also brings defensive intensity and leadership to the team ... paced the Bears in scoring in five straight games from Dec. 5-29, including 25 vs. UC Santa Barbara on Dec. 29 ... came up one point shy of tying his personal best at Washington, scoring 28 points and a game-high eight rebounds against the Huskies ... scored 17 of his 23 points in the second half at Stanford ... led Cal in scoring at Kansas with 21 points, his third straight 20-point outing ... posted 21 points at Washington State,

vs. Oregon and at Arizona State ... tied for seventh on Cal's all-time free-throw list at 81.1 percent ... stands sixth on Cal's all-time scoring list with 1,633 points, becoming the eighth player in school history to score 1,600 points ... earned Pac-10 Player of the Week honors on Dec. 15 after his second straight double-double at Pacific (22 points, 10 rebounds) ... produced a double-double against Iowa State (20 points, 11 rebounds) ... tied for sixth in career three-pointers made in school history with 153 ... leads the team with 51 steals, tied for ninth in the school's single-season list ... snagged a team-high nine rebounds vs. UCLA, eight at Arizona State and is second on the team in rebounds at 5.5 rpg ... Cal's career leader in games played (129) ... named the MVP of the Golden Bear Classic ... in the Pac-10 Tournament, tossed in 21 points vs. Oregon, making 5-of-9 three-pointers.

As a Junior (2008-09): Reached double figures in scoring in 25 of 33 games ... 12th in the Pac-10 in scoring average ... tossed in a career-high 29 points in an OT win over USC ... also paced the Bears in scoring vs. Stanford with 21 points, including 14 points in the second half, helping the Bears erase a 22-point deficit and earn the win ... scored the 1,000th point in his collegiate career vs. Washington ... garnered back-to-back Pac-10 Player of the Week honors after posting four consecutive 20-point performances vs. Arizona and Arizona State, at Washington State and a then-career high of 27 points at Washington ... his 27 points and 11 rebounds at Washington earned him a double-double ... had eight 20-point performances ... shot 23-for-25 from the free throw line in the last two minutes of games and overtime.

As a Sophomore in 2007-08: Nearly tripled his scoring average from his freshman season, tossing in 15.2 ppg for the Bears, which ranked 10th in the Pac-10 ... earned honorable mention All-Pac-10 honors ... reached double figures 25 times after scoring 10 or more points just four times as a freshman ... had a tremendous start to the year, averaging 20.7 ppg over the first six contests ... tossed in a team-high 18 points in Cal's win over Missouri Dec. 1 ... paced the Bears in their Pac-10 opener vs. USC with 24 points to go along with seven rebounds and seven assists ... in the Pac-10 Tournament, contributed 25 points in the opening round against the Huskies.

As a Freshman in 2006-07: Started 14 of 33 games, including 13 of 18 Pac-10 contests ... came off the bench again vs. Oregon Feb. 15 and tossed in 16 points, with 13 coming in the first half when Cal built an eight-point lead ... set his season high two days later vs. Oregon State with 24 points and 11 rebounds, shooting 10-for-16 from the floor.

High School: Christopher earned first-team All-CIF honors as a senior at Dominguez HS ... averaged 21 ppg, 9 rpg and 3 apg during his final season ... a member of the Long Beach Press-Telegram Dream Team.

Personal: James Patrick Christopher ... born June 3, 1988, in Artesia, Calif. ... parents are Patricia and Laron Christopher ... godbrother is Detroit Pistons forward Tayshaun Prince ... collects Nike Air Force 1 shoes ... has served as a counselor at summer camps run by LeBron James and Vince Carter ... write poetry in his spare time ... African American major.

**SEASON HIGHS**

Points 28 at Washington, 1/16/10
Rebounds 11 vs. Iowa State, 12/5/09
Assists 5 vs. Oregon, 3/11/10
Blocks 1 many times, last at Stanford, 3/6/10
Steals 4 many times, last at Washington, 1/16/10

CAREER HIGHS

Points 29 vs. USC, 2/26/09
Rebounds 11 many times, last vs. Iowa State, 12/5/09
Assists 7 vs. USC, 1/3/08
Blocks 1 many times, last at Stanford, 3/6/10
Steals 4 many times, last vs. UCLA, 1/6/10

Year	G-Gs	Min	Fg-a	Pct	3p-a	Pct	Ft-a	Pct	Reb	Avg	Pf-D	Ast	To	Blk	St	Tp	Avg
2007	33-14	649	71-153	.464	13-39	.333	18-26	.692	77	2.3	67-2	31	35	7	8	173	5.2
2008	33-32	1162	188-412	.456	45-135	.333	82-103	.796	119	3.6	74-2	65	65	3	18	503	15.2
2009	33-33	1100	176-399	.441	48-134	.358	78-94	.830	127	3.8	71-2	68	55	5	26	478	14.5
2010	33-33	1138	196-438	.447	55-165	.333	80-93	.860	178	5.4	66-0	68	48	3	54	527	16.0
Totals	132-112	4049	631-1402	.450	161-473	.340	258-316	.816	501	3.8	278-6	232	203	18	106	1681	12.7



2009-10 PLAYER PROFILES (cont.)



Jorge GUTIERREZ

2

Sophomore

Guard

6-3

195

1V

Chihuahua, Mexico

Findlay College Prep

The first signee for head coach Mike Montgomery ... earned Pac-10 All-Defensive honors despite playing only 20 mpg ... recorded career highs in scoring (15) and assists (6) vs. Washington State ... tied his career best in rebounds with eight at USC, and also snagged two steals against the Trojans ... drilled a key three-pointer late in the second half at Arizona State to help seal the win ... made his first career start against Syracuse Nov. 19 ... scored 12 points vs. Iowa State ... dished out a five assists at Kansas and vs. UC Santa Barbara ... returned to the lineup on Jan. 23 after missing five game due to a knee injury

suffered in the first half of Cal's Pac-10 opener vs. Stanford ... reached double figures with 10 points against Washington and Washington State at home ... had 3 points, 3 rebounds and 3 assists vs. Oregon in the Pac-10 Tournament ... added 8 points and 2 steals vs. UCLA in the semifinals and picked of a career-high-tying 5 steals against Washington in the final.

As a Freshman (2008-09): One of Cal's strongest defenders, securing a team-best 27 steals ... in the quarterfinal round of the Pac-10 Tournament, recorded 14 points against USC and led the Bears in assists with five ... played a big role in Cal's 22-point come-from-behind victory vs. Stanford, as he tallied five steals, notched a career-high eight rebounds and added 10 points against the Cardinal ... collected at least five rebounds nine times ... led the Bears with four assists at Washington; also had three vs. Washington State ... had a good all-around game in a win at Utah, recording three steals, four assists and his first collegiate block ... notched eight points against Colgate with three rebounds, two assists and two steals ... posted seven points and five boards against Dartmouth ... had a then-career-best 10 points at UNLV ... scored nine points vs. USC on Feb. 26 ... appeared in every game of the season.

High School: Gutierrez averaged 13.4 ppg, 6.0 rpg, 2.7 spg and 2.6 apg for Findlay Prep in Henderson, Nev., as a senior ... named MVP at the National Prep School Invitational in Rhode Island when he poured in 17.5 ppg, shot 83.4 percent from the floor (15-for-18) and defended four different positions, helping his team to a runner-up finish ... previous winners of the award have included Kansas State All-American Michael Beasley (2007) and Dorell Wright (2004), now with the NBA's Miami Heat ... prior to attending Findlay, Gutierrez played at Lincoln High School in Denver for two seasons ... in 2006-07, averaged 20.3 ppg and 3.7 rpg, shooting 61.4 percent from the floor (153-249), 61.5 percent from three-point range (16-26) and 74.9 percent from the free throw line (134-179) ... a year earlier, led the Lancers to the Colorado state championship and earned tournament MVP honors ... contributed 22.5 ppg and 6.0 rpg on 58.8 percent field goal shooting (163-277) over the course of the campaign.

Personal: Jorge Ivan Gutierrez ... born Dec. 27, 1988 in Chihuahua, Mexico ... parents are Fernando Gutierrez and Bertha Cardenas ... has two brothers, Fernando and Julian ... includes drawing among his hobbies ... undeclared major.



SEASON HIGHS

Points 15 vs. Washington State, 2/13/10
Rebounds 8 at USC, 2/4/10
Assists 6 vs. Washington State, 2/13/10
Blocks 1 vs. New Mexico, 12/2/09
Steals 5 vs. Washington, March 13, 2010

CAREER HIGHS

Points 15 vs. Washington State, 2/13/10
Rebounds 8 twice, last at USC, 2/4/10
Assists 6 vs. Washington State, 2/13/10
Blocks 1 twice, last at New Mexico, 12/2/09
Steals 5 twice, last vs. Washington, March 13, 2010

Year	G-Gs	Min	Fg-a	Pct	3p-a	Pct	Ft-a	Pct	Reb	Avg	Pf-D	Ast	To	Blk	St	Tp	Avg
2009	33-0	618	57-126	.452	8-26	.308	34-53	.642	107	3.2	75-4	58	52	1	27	156	4.6
2010	28-11	586	51-121	.421	16-38	.421	32-54	.593	85	3.0	67-2	75	38	1	27	150	5.4
Totals	61-11	1204	108-247	.437	24-64	.375	66-107	.616	192	3.1	142-6	133	90	2	54	306	5.0



2009-10 PLAYER PROFILES (cont.)

Nikola **KNEZEVIC****13****Senior****Guard****6-3****190****3V****Belgrade, Serbia****Fifth Economy School**

A fifth-year senior who brings experience and maturity to the court ... a solid defender who also sees the floor well on the offensive side of the court ... stepped up with strong guard play when Jorge Gutierrez was out of the lineup with a knee injury ... drilled two three-pointers at New Mexico ... came off the bench and delivered stifling defense against USC, holding its leading scorer, Dwight Lewis, scoreless for the final six and a half minutes to help Cal to the win ... scored a season-high 7 points vs. Oregon in the Pac-10 Tournament.

As a Junior in 2008-09: Knezevic came off the bench to score a season-high eight points at UCLA ... drilled two three-pointers in four minutes of work at Arizona ... collected a season-best three assists and two rebounds against Dartmouth ... amassed 14 assists during the season ... named to the Pac-10 All-Academic second team.

As a Sophomore (2007-08): Returned to the court following a medical redshirt season to play in all 33 games, starting 16 times ... started the first three games of the year at point guard before coming off the bench for the first time at Nevada on Nov. 28 ... returned to the opening lineup two games later vs. Jackson State ... set a season best with eight points and added five assists vs. Nicholls State ... also had five assists against Southern Miss and dished out a personal-high six assists at Kansas State ... played well in the second half against Missouri on Dec. 1, holding Matt Lawrence to just two free throws after he scored 15 first-half points ... in Pac-10 games, had four assists in back-to-back games vs. the Arizona schools at home ... tossed in seven points at USC March 6.

As a Freshman (2005-06): Joined the team from Belgrade after the end of the fall 2005 semester, gaining eligibility for Cal's Dec. 21 game vs. DePaul (DNP) ... served as the Bears' primary backup at point guard ... appeared in all but one Pac-10 game (at Oregon State) ... saw his first significant action vs. Oregon on Jan. 5 when he scored four points in 17 minutes ... played well the final weekend of the regular season, finishing with five points and two assists vs. UCLA and three points and four assists (no turnovers) against USC ... injured his right knee in a summer workout after the season and had surgery to repair loose cartilage June 26, 2006.

High School: Rated the No. 3 point guard and No. 17 overall player at the Adidas Superstar Camp in the summer of 2005 ... played for the Serbia-Montenegro Junior National team at the Under-18 European Championships in 2004 ... as a member of his Beovuk '72 club team, helped the squad to a pair of Serbian titles and two Serbia-Montenegro championships.

Personal: Nikola Knezevic ... pronounced NEE-koh-lah kuh-NEH-zhuh-vich ... born Feb. 16, 1986, in Belgrade, Serbia ... parents are Slobodan and Tatjana Knezevic ... has a younger brother, Stefan ... interdisciplinary studies major.

**SEASON HIGHS**

Points 7 vs. Oregon, 3/11/10
Rebounds 2 vs. Utah Valley, 12/28/09
Assists 3 vs. New Mexico, 12/2/09
Blocks 1 vs. Oregon, 3/11/10
Steals 1 many times, last vs. Washington, 3/13/10

CAREER HIGHS

Points 8 many times, last at UCLA, 1/29/09
Rebounds 4 many times, last at Oregon, 1/10/08
Assists 6 twice, last vs. Long Beach State, 12/28/07
Blocks 1 twice, last vs. Oregon, 3/11/10
Steals 3 vs. Missouri, 12/1/07

Year	G-Gs	Min	Fg-a	Pct	3p-a	Pct	Ft-a	Pct	Reb	Avg	Pf-D	Ast	To	Blk	St	Tp	Avg
2006	21-0	152	5-22	.227	2-11	.182	8-14	.571	8	0.4	18-0	15	17	1	8	20	1.0
2008	33-16	633	28-89	.315	11-55	.200	19-30	.633	40	1.2	53-0	68	40	0	19	86	2.6
2009	22-0	140	7-16	.438	3-8	.375	11-17	.647	9	0.4	18-0	14	11	0	5	28	1.3
2010	27-0	234	19-50	.380	6-23	.261	16-21	.762	10	0.4	15-0	12	18	1	12	60	2.2
Totals	103-16	1159	59-177	.333	22-97	.227	54-82	.659	67	0.7	104-0	109	86	2	44	194	1.9



2009-10 PLAYER PROFILES (cont.)

Jerome **RANDLE****3****Senior****Guard****5-10****172****3V****Chicago, Ill.****Hales Franciscan HS**

Named Pac-10 Player of the Year and USBWA District IX Player of the Year after leading Cal to its first conference title since 1960 ... Cal's all-time scoring leader with 1,802, passing Sean Lampley (1998-01, 1,776 points) during his 24-point effort against UCLA in the Pac-10 Tournament semifinals ... also Cal's career leader in both three-pointers (248) and free throw percentage (88.1%), while ranking tied for second with Kevn Johnson with 521 assists ... an explosive scorer who can extend defenses with his long-range shooting ability ... his 88 three-pointer broke his own school mark of 82 established last season ... the only Cal player and just the sixth player in Pac-10 history to record at least 1,700 points and 500 assists ... earned Pac-10 Player of the Week honors

and USBWA National Player of the Week honors after leading Cal to a home sweep of Washington and Washington State, which included 33 points against the Huskies ... set a career high in scoring with 39 points at Washington State ... collected 29 points at USC and 25 more at Arizona State, including 4-for-7 from behind the arc ... swished 130 of his 139 free throw attempts this season (93.5%), the best season average in school history; also leads the Pac-10 and is second in the nation ... had a perfect first half vs. Oregon in the quarterfinals of the Pac-10 tourney, making all eight of his shots, including four three-pointers, and going 2-for-2 from the FT line for 22 points ... named to the Pac-10 All-Tournament team after setting a tourney record by going 16-for-16 at the FT line in three games.

As a Junior in 2008-09: A first-team All-Pac-10 selection ... scored 603 points on the season, which ranks seventh all-time at Cal ... set the school single-season record for three-pointers with 82 (broken again in 2009-10) ... hit eight three-pointers at Arizona March 5, one shy of the school record, ending the night with a season-high 31 points ... led the Bears with 18.3 ppg and had 15 20-point efforts ... scored the 1,000th point in his collegiate career vs. Washington Feb. 5 ... paced Cal in scoring 20 times in 33 games ... posted 26 points vs. Florida State and Arizona State, 24 points at Arizona State and 23 points at Washington ... in Seattle, drilled a trey with 44 seconds left to send the game in overtime, a game the Bears eventually won in the third extra period ... his 26 points and 10 assists vs. Arizona State earned him a double-double ... nailed the game-winning three-pointer with six seconds left to top Utah ... earned Pac-10 Player of the Week honors after putting up 23 points to go with his game-high eight assists vs. Nevada ... named Tournament MVP of the Golden Bear Classic, earning the honor for the second year in a row.

As a Sophomore in 2007-08: Ranked ninth in the Pac-10 with 3.74 assists per game ... also second in free-throw shooting (87.0%) and 10th in three-point accuracy (39.7%) ... missed the first two games of the season after undergoing a kidney biopsy on Oct. 29, 2007, a procedure that revealed a mild inflammation that could be treated with medication ... returned to the court vs. San Diego State on Nov. 24, coming off the bench for 21 points in 32 minutes ... tossed in 16 points in Cal's win over Missouri ... named Pac-10 Player of the Week and tournament MVP after scoring 20 points against Long Beach State and a then-career-best 26 points vs. North Dakota State in the Golden Bear Classic from Dec. 28-29 ... had 16 points and nine assists in a home victory over USC to open Pac-10 action ... paced the Bears with 18 points at Ohio State in the NIT.

As a Freshman in 2006-07: Played in all 33 games his freshman campaign, starting once at Washington ... reached double figures in scoring his first two games away from home with 18 points at San Diego State and 14 points in the first round of the Great Alaska Shootout vs. Marshall ... totaled a season-best 19 points vs. Stanford Feb. 3.

High School: Averaged 25 ppg, 1.5 rpg, 4 apg and 3 spg in earning state Class A Player of the Year honors from the Chicago Sun-Times ... also voted first-team all-state (Class A) by Illinoisprephoops.com and second-team all-state (all divisions) by the Chicago Tribune ... won the three-point shooting contest and was named the game's Co-MVP after scoring 31 points in the Illinois-Missouri Riverwar All-Star Game.

Personal: Jerome J. Randle ... born May 21, 1987, in Chicago, Ill. ... mother is Zsa-Zsa Miller ... has two brothers and two sisters ... member of the National Honors Society in high school ... the fourth Chicago-area player to play for the Bears in recent years, joining Eric Vienneisel (Algonquin, 2005-08), Dennis Gates (Chicago, 1999-2002) and Sean Lampley (Chicago, 1998-2001) ... African American studies major.

SEASON HIGHS

Points 39 at Washington State, 1/14/10
Rebounds 5 at Washington State, 1/14/10
Assists 9 many times, last at Washington State, 1/14/10
Blocks 0
Steals 2 many times, last vs. UCLA, 3/12/10

CAREER HIGHS


Points 39 at Washington State, 1/14/10
Rebounds 7 twice, last vs. Stanford, 2/14/09
Assists 10 vs. Arizona State, 1/4/09
Blocks 1 vs. Nevada, 12/3/06
Steals 4 vs. Long Beach State, 12/28/07



Year	G-Gs	Min	Fg-a	Pct	3p-a	Pct	Ft-a	Pct	Reb	Avg	Pf-D	Ast	To	Blk	St	Tp	Avg
2007	33-1	587	70-180	.389	26-86	.302	48-59	.814	50	1.5	49-0	93	57	1	15	214	6.5
2008	31-27	1001	124-290	.428	52-131	.397	67-77	.870	77	2.5	63-2	116	93	0	26	367	11.8
2009	33-33	1164	191-381	.501	82-177	.463	139-161	.863	100	3.0	58-1	165	95	0	24	603	18.3
2010	33-33	1146	200-439	.456	88-217	.406	130-139	.935	66	2.0	52-0	147	117	0	24	618	18.7
Totals	130-94	3898	585-1290	.453	248-611	.406	384-436	.881	293	2.3	222-3	521	362	1	89	1802	13.9



2009-10 PLAYER PROFILES (cont.)

Theo **ROBERTSON****24****Senior****6-6****Pittsburg, Calif.****Forward****230****De La Salle****3V**

A versatile player for the Bears who can play multiple positions as both a guard and a forward ... known to have a high basketball IQ ... voted second-team All-Pac-10 ... Cal's best career free-throw shooter at 43.4 percent ... his season three-point percentage of 43.5 this season is the best in the Pac-10 ... set a career high in scoring with his 27 points at Arizona, including going 10-for-10 from the free throw line and 3-for-5 from the behind the arc ... finished with 24 points and seven rebounds against UCLA ... also notched his 1,000th career point against the Bruins and currently stands in 19th all-time with 1,234 points at Cal ... missed six games at the start of the season due to a foot injury ... posted back-to-back double figure scoring games in the Golden Bear Classic ... recorded 20 points and seven rebounds against USC, and also notched 20 points at UCLA ... led the Bears in scoring in both games on the Oregon trip in February (15 points vs. Oregon, 16 points vs. OSU) ... reached the 20-point level for the third time against UCLA this year with 20 points in the Pac-10 Tournament semifinals ... tallied 25 points in the final vs. Washington and was named to the all-tournament team.

As a Junior (2008-09): Paced the Bears with 22 points against Maryland in the first round of the NCAA Tournament ... scored 24 points at Arizona and followed that with a 19-point outing at Arizona State ... shot 48.7 percent from three-point distance, the second-best season percentage in school history, and was the nation's best three-point shooter for the majority of the season, finishing No. 4 ... averaged 13.4 ppg in Pac-10 contests ... drilled 4 of his 5 three-point attempts at UCLA, part of his 19-point effort ... scored in double figures 24 times in 33 games ... swished 21 points vs. Washington.

As a Sophomore (2006-07): Due to injuries to two of Cal's centers - DeVon Hardin and Jordan Wilkes - played much of the year at power forward despite his 6-6 frame ... responded admirably with 8.8 ppg and 4.3 rpg, starting all 33 contests ... scored 12 points vs. Chicago State and 13 points against San Diego to claim all-tournament honors in the Golden Bear Classic ... scored a then-career-best 21 points in a home win vs. Oregon State ... led the Bears with 27 steals and was third on the squad with nine blocks ... had 17 points vs. Oregon in the Pac-10 Tournament semifinals ... recipient of Cal's Best Defensive Player award after the season.

As a Freshman (2005-06): Started in place of an injured Leon Powe (foot) the first four games of the year and averaged 11.8 ppg on 54.8 percent field goal shooting during the span ... ranked second on the squad in three-point accuracy (40.7%) and drained 10 of his final 14 attempts ... played well at Washington Feb. 26 with 13 points ... played extremely well in the Pac-10 Tournament, averaging 9.3 ppg (7-11 FG, 5-7 3P, 9-10 FT) in three games ... poured in a season-high 18 points against Oregon in the semifinals ... started in place of Richard Midgley (knee) in the NCAA Tournament vs. North Carolina State (3 points) ... overall, earned eight starts as a rookie and averaged 9.1 ppg in those games ... claimed honorable mention Pac-10 All-Freshman honors.

High School: Set De La Salle HS records for three-point percentage and overall field goal accuracy ... finished his career with 1,220 points ... chosen first-team All-East Bay by the Contra Costa Times and second-team All-Bay Area by the San Francisco Chronicle ... set a pair of school records by making 51.3 percent of his three-point attempts and 61.4 percent of his total field goal tries.

Personal: Theodis Robertson III. ... born Dec. 16, 1986, in Concord, Calif. ... parents are Ted and Leetha Robertson ... has a younger brother, Marc ... lists collecting Jordan shoes as a hobby ... social welfare major.

SEASON HIGHS

Points 27 at Arizona, 1/31/10
Rebounds 8 vs. Washington, 2/11/10
Assists 4 many times, last vs. Arizona, 2/25/10
Blocks 1 many times, last at Stanford, 3/6/10
Steals 2 twice, last vs. Arizona, 2/25/10

CAREER HIGHS

Points 27 at Arizona, 1/31/10
Rebounds 9 twice, last at Washington, 1/10/09
Assists 9 vs. DePaul, 12/3/08
Blocks 2 vs. Arizona, 3/1/07
Steals 3 twice, last at Oregon State, 2/21/09



Year	G-Gs	Min	Fg-a	Pct	3p-a	Pct	Ft-a	Pct	Reb	Avg	Pf-D	Ast	To	Blk	St	Tp	Avg
2006	30-8	676	57-122	.467	24-59	.407	42-54	.778	76	2.5	63-1	39	32	0	18	180	6.0
2007	33-33	1050	105-233	.451	26-70	.371	54-70	.771	142	4.3	84-3	72	57	9	27	290	8.8
2009	33-33	1106	158-324	.488	56-115	.487	61-77	.792	129	3.9	77-0	82	73	2	24	433	13.1
2010	27-26	909	124-251	.494	44-99	.444	89-111	.802	126	4.7	58-1	62	54	3	14	381	14.1
Totals	123-100	3741	444-930	.477	150-343	.437	246-312	.788	473	3.8	282-5	255	216	14	83	1284	10.4



2009-10 PLAYER PROFILES (cont.)



Markhuri

SANDERS-FRISON

45

Junior

Center

6-7

275

TR

Portland, OR

South Plains College

A junior transfer in his first season at Cal ... provides a tough physical presence in the front court ... set his season-high scoring total of seven vs. UC Santa Barbara, along with a season-best 10 rebounds ... also had seven points at Oregon State and at Stanford ... led Cal in rebounds against Murray State with seven ... posted six rebounds at UCLA ... has battled back spasms throughout the second half of the conference schedule.


Junior College: Last season at South Plains College, averaged 9.0 ppg and 6.6 rpg ... two years ago, he helped Eastern Arizona College to a 30-6 record and contributed 10.0 ppg and 10.0 rpg before heading to South Plains City College for the 2008-09 campaign.

High School: A member of the 2005-06 Jefferson HS (Portland, Ore.) team that finished 28-5 ... averaged 10.0 ppg and 8.0 in high school ... helped his school win three city titles ... made the all-city team in 2006 ... a member of the student government.

Personal: Markhuri Sanders-Frison ... born June 15, 1988, in Portland, Ore. ... parents are Marvin Sanders and Roberta Frison ... has six siblings ... relative Michael Marion played basketball at San Diego State ... includes fishing as one of his hobbies ... intended American studies major.

SEASON & CAREER HIGHS

Points 7 many times, last at Stanford, 3/6/10
Rebounds 10 vs. UCSB, 12/29/09
Assists 3 twice, last vs. Arizona State, 2/27/10
Blocks 2 vs. UCSB, 12/29/09
Steals 1 many times, last at UCLA, 2/6/10



Year	G-Gs	Min	Fg-a	Pct	3p-a	Pct	Ft-a	Pct	Reb	Avg	Pf-D	Ast	To	Blk	St	Tp	Avg
2010	29-10	415	40-78	.513	0-0	.000	15-26	.577	90	3.1	84-3	23	18	9	9	95	3.3



2009-10 PLAYER PROFILES (cont.)

**D.J. SEELEY****1****Sophomore****Guard****6-4****195****1V****Stockton, CA****Modesto Christian HS**

Possesses the ability to create his own shot and has demonstrated good range around the perimeter ... notched a career-high 11 points at Washington, going 4-for-5 from the free throw line ... repeated the scoring performance in his next game vs. Oregon ... chipped in seven points vs. Princeton and a career high of five rebounds against Jacksonville ... appeared in 25 games overall.

As a Freshman (2008-09): Swished six of the 16 three-pointers he took ... perhaps his biggest moment of the season came at Washington, when he scored a basket and was fouled with a three seconds left in

double overtime, converted the free throw to tie the contest and send it to a third overtime when the Bears were eventually victorious ... tied his season best with six points in that game in Seattle ... averaged 2.0 ppg in 26 games played ... had three rebounds at Washington and at USC ... posted a season-best six points for the first time in the campaign and swatted his first collegiate block against Dartmouth ... had three assists in his first collegiate game vs. Texas-Pan American ... tallied two steals at UCLA.

High School: Averaged 21.9 ppg and 5 apg for Modesto Christian as a senior, leading the Crusaders to the NorCal Division IV championship game ... scored 43 points in a playoff game ... named his team's Most Outstanding Player ... rated the 58th-best overall recruit and No. 9 shooting guard prospect in the country by Rivals.com ... also considered the No. 15 shooting guard by Scout.com and No. 16 shooting guard (No. 2 in California) by ESPN.com ... earned first-team Best in the West honors from the Long Beach Press-Telegram ... as a junior, played at Tokay HS in Stockton and contributed 25.4 ppg, 7.4 rpg, 3.3 apg and 3.4 spg ... during his sophomore season, helped Tokay to a runner-up finish in the CIF NorCal tournament.

Personal: Dennis Jerome Seeley Jr. ... born Nov. 28, 1989 in Redding, Calif. ... mother is Dortha Young ... the third player from Modesto Christian HS to play for Cal in recent years, following Richard Midgley (2003-06) and David Paris (2003-05) ... played for the USA team at the Nike Global Challenge ... enjoys bowling and knocked down six strikes in a row his second time on the lanes ... undeclared major.

SEASON HIGHS

Points 11 twice, last vs. Oregon, 1/21/10
Rebounds 5 vs. Jacksonville, 11/24/09
Assists 3 vs. Jacksonville, 11/24/09
Blocks 1 vs. Jacksonville, 11/24/09
Steals 1 many times, last at Washington State, 1/14/10

CAREER HIGHS

Points 11 twice, last vs. Oregon, 1/21/10
Rebounds 5 vs. Jacksonville, 11/24/09
Assists 3 twice, last vs. Jacksonville, 11/24/09
Blocks 1 twice, last vs. Jacksonville, 11/24/09
Steals 2 at UCLA, 1/29/09



Year	G-Gs	Min	Fg-a	Pct	3p-a	Pct	Ft-a	Pct	Reb	Avg	Pf-D	Ast	To	Blk	St	Tp	Avg
2009	26-0	186	17-51	.333	6-16	.375	11-18	.611	23	0.9	15-0	13	12	1	8	51	2.0
2010	25-0	205	21-58	.362	6-22	.273	11-14	.786	34	1.4	19-0	16	13	1	3	59	2.4
Totals	51-0	391	38-109	.348	12-38	.315	22-32	.688	57	1.1	34-0	29	25	2	11	110	2.2



2009-10 PLAYER PROFILES (cont.)**Brandon SMITH****12***Freshman**Guard**5-11**185**HS**San Ramon, CA**De La Salle HS*

A true freshman who has gained valuable experience, making appearances in 26 of the team's 33 games this season ... serves as back-up to point guard Jerome Randle ... scored a season-high six points in just five minutes of action vs. Stanford ... had four assists vs. UCLA and three more at New Mexico ... played a season-high 17 minutes four times, most recently in back-to-back games at Washington and vs. Oregon at home.

High School: Senior-season totals were 12.1 ppg, 7.3 apg, 2.5 rpg, 79.0 percent from the free throw line and 37.0 percent from three-point range ... led his team in scoring, assists and assist-to-turnover ratio ... first-team all-state as a senior ... MVP of the Bay Valley Athletic League as a junior ... two-time team MVP ... all-state as a junior and a senior ... named a finalist for the Gatorade Player of the Year ... holds school records at De La Salle in assists in a season and in a career, assists per game, most steals in a game (9) and winning percentage (114-10) ... three-time team captain (the only sophomore team captain in school history) ... a member of the 1,000-point club ... a member of the state champions in 2005-06, North Coast Section champions in 2005-06 and '07-08, league champs from 2006-09 and made the end of the season top 25 in 2005-06 and 08-09 ... academically, was a three-time recipient of the NCS Scholar-Athlete Award, made the Honor Roll four consecutive years and won the Good Citizen of the Year Award ... MVP of the 2009 Chris Vontoure Spartan Classic ... MVP of the 2008 Merv Lopes Holiday Classic in Hawaii ... earned the Most Inspirational Player Award at the 2007 Les Schwab Invitational in Oregon.

Personal: Brandon Josiah Smith ... born Jan. 25, 1991, in Chico, Calif. ... parents are Sean and Barbara Smith ... has been to four different continents, including working for an outreach program for schools and orphanages in India ... post-graduate plans include getting his MBA going into either the ministry or a field in the media if not continuing his basketball career ... undelared major.

SEASON & CAREER HIGHS

Points	6 vs. Stanford, 1/2/10
Rebounds	3 at Washington, 1/16/10
Assists	4 vs. UCLA, 1/6/10
Blocks	0
Steals	3 many times, last at Washington, 1/16/10



Year	G-Gs	Min	Fg-a	Pct	3p-a	Pct	Ft-a	Pct	Reb	Avg	Pf-D	Ast	To	Blk	St	Tp	Avg
2010	26-0	174	6-26	.231	2-5	.400	9-24	.375	16	0.6	15-0	23	15	0	4	23	0.9



2009-10 PLAYER PROFILES (cont.)

Max **ZHANG****14****Sophomore****Center****7-3****240****1V****Yantai City, China****No. 4 Yantai HS**

Tallest player in school history and is a big crowd favorite ... began playing basketball at age of 15 ... saw an increased role early in the season when the team depth was short due to injuries and illnesses ... his 36 blocks lead the squad and rank 10th on Cal's season list ... scored his career high of 13 points vs. Stanford, and also recorded a career-high six rebounds against Syracuse ... earned his first career start against Princeton and has started five games ... swatted away three shots against Arizona, Pacific, Stanford and Utah Valley ... in just five minutes of work at Oregon, came off the bench to provide eight points (4-for-5 from the free throw line), a rebound and a block ... missed the last three games of the regular season with a collapsed lung suffered in practice ... returned vs. Oregon in the Pac-10 Tournament quarterfinals and had three points and three blocks in 12 minutes.

As a Freshman (2008-09): After redshirting in 2007-08, participated in 15 games for the Bears ... his 13 blocks were second on the squad ... in his first collegiate contest in the season opener vs. Pacific, scored a season-best five points and grabbed a season-high three rebounds ... swatted away three shots in the second half vs. North Carolina A&T and three more in the first half at UNLV ... also had a steal against the Rebels ... averaged 1.3 ppg and 0.6 rpg.

High School: Zhang was selected to China's high school all-star team after averaging 23.5 ppg, 13 rpg and 6 bpg in the CCAA Chinese League ... played in both Nike and adidas camps in China ... one of seven players chosen out of the adidas camp to travel to a camp in the United States, making his first visit to the country with a trip to Atlanta in the summer of 2005 ... graduated from high school in 2006 and returned to the U.S. in 2006 to study at the American English Academy in Monterey Park, Calif. ... played for the California Supreme AAU team, ranking third in both rebounds (43) and blocks (10) at the Cactus Classic in May 2007 ... also played briefly with the LA Impact AAU team in the summer of '07.

Personal: Zhaoxu Zhang ... born Nov. 18, 1987, in Yantai City, China ... parents are Yanrong Zhang and Lixin Gong ... name is pronounced JOW-shoo JHANG ... lists playing for the Chinese National team as a career goal ... the only other seven-footers to suit up for Cal are 7-0 Jordan Wilkes (2005-09), 7-0 John Wardell (1965-66) and 7-0 Francisco Elson (1998-99) ... played for China in the World University Games this past summer and recorded outstanding numbers in six games played that included - two triple-doubles, led all tournament players with a 17.3 rpg and 5.6 bpg, seventh in scoring at 18.0 ppg including a 25-point outing and a 21-point performance, recorded 22 rebounds in two contests and averaged 34 minutes played per game ... intended interdisciplinary studies major.

**SEASON HIGHS**

Points 13 vs. Stanford, 1/2/10
 Rebounds 6 vs. Syracuse, 11/19/09
 Assists 1 many times, last at Oregon, 2/20/10
 Blocks 3 many times, last vs. Oregon, 3/11/10
 Steals 2 at Washington State, 1/14/10

CAREER HIGHS

Points 13 vs. Stanford, 1/2/10
 Rebounds 6 vs. Syracuse, 11/19/09
 Assists 1 many times, last at Oregon, 2/20/10
 Blocks 3 many times, last vs. Oregon, 3/11/10
 Steals 2 at Washington State, 1/14/10

Year	G-Gs	Min	Fg-a	Pct	3p-a	Pct	Ft-a	Pct	Reb	Avg	Pf-D	Ast	To	Blk	St	Tp	Avg
2009	15-0	67	9-13	.692	0-0	.000	2-5	.400	9	0.6	17-1	0	6	13	1	20	1.3
2010	25-5	266	29-45	.644	0-0	.000	24-48	.500	61	2.4	49-0	4	9	36	4	82	3.3
Totals	40-5	333	38-58	.655	0-0	.000	26-53	.490	70	1.8	66-1	4	15	49	5	102	2.6



PACIFIC-10 STANDINGS & HONORS

2009-10 PAC-10 STANDINGS

	<i>Pac-10</i>	<i>Overall</i>
CALIFORNIA	13-5	23-10
Arizona State	12-6.....	22-10
Washington	11-7.....	24-9
Arizona	10-8.....	16-15
USC	8-10.....	16-14
Oregon State	8-10.....	14-17
UCLA	8-10.....	14-18
Oregon	7-11.....	16-16
Stanford	7-11.....	14-18
Washington State	6-12.....	16-15

2009-10 ALL-PAC-10 FIRST TEAM

<i>Name, School</i>	<i>Pos</i>	<i>Yr</i>
Ty Abbott, Arizona State	G	Jr.
Patrick Christopher, California	G	Sr.
Landry Fields, Stanford	G/F	Sr.
Quincy Pondexter, Washington	F	Sr.
Jerome Randle, California	G	Sr.
Michael Roll, UCLA	G	Sr.
Isaiah Thomas, Washington	G	So.
Klay Thompson, Washington State	G	So.
Derrick Williams, Arizona	F	Fr.
Nic Wise, Arizona	G	Sr.

2009-10 ALL-PAC-10 SECOND TEAM

<i>Name, School</i>	<i>Pos</i>	<i>Yr</i>
Jamal Boykin, California	F	Sr.
Jeremy Green, Stanford	G	So.
Calvin Haynes, Oregon State	G	Jr.
Theo Robertson, California	F	Sr.
Nikola Vucevic, USC	F	So.

Honorable Mention: DeAngelo Casto (WSU, So., F), Derek Glasser (ASU, Sr., G), Dwight Lewis (USC, Sr., G), Roeland Schaftenaar (OSU, Sr., F/C), Seth Tarver (OSU, Sr., G/F)



Jerome Randle, 2009-10 Pac-10 Player of the Year



Jorge Gutierrez, 2009-10 Pac-10 All-Defensive Team

PAC-10 ALL DEFENSIVE TEAM

<i>Name, School</i>	<i>Pos</i>	<i>Yr</i>
DeAngelo Cato, Washington State	F	So.
Jorge Gutierrez, California	G	So.
Justin Holiday, Washington	G	Jr.
Venoy Overton, Washington	G	Jr.
Seth Tarver, Oregon State	G/F	Sr.

Honorable Mention: Eric Boateng (ASU, Sr., C), Patrick Christopher (CAL, Sr., G), Marcus Johnson (USC, Sr., F), Nikola Vucevic (USC, So., F)

PLAYER OF THE YEAR

Jerome Randle, California

FRESHMAN OF THE YEAR

Derrick Williams, Arizona

DEFENSIVE PLAYER OF THE YEAR

Seth Tarver, Oregon State

MOST IMPROVED PLAYER

Nikola Vucevic, USC

COACH OF THE YEAR

Herb Sendek, Arizona State



2009-10 STATISTICS

ALL GAMES

RECORD:	OVERALL	HOME	AWAY	NEUTRAL
All Games	23-10	15-1	5-6	3-3
Conference	13-5	8-1	5-4	0-0
Non-Conference	10-5	7-0	0-2	3-3

## Player	GP	GS	Min	Avg	-----TOTAL-----			-----3-PTS-----			-----REBOUNDS-----																	
					FG	FGA	Pct	3FG	FGA	Pct	FT	FTA	Pct	Off	Def	Tot	Avg	PF	FO	A	TO	Blk	Stl	Pts	Avg			
03 RANDLE,Jerome	33	33	1146	34.7	200	439	.456	88	217	.406	130	139	.935	13	53	66	2.0	52	0	147	117	0	24	618	18.7			
23 CHRISTOPHER,P.	33	33	1138	34.5	196	438	.447	55	165	.333	80	93	.860	47	131	178	5.4	66	0	68	48	3	54	527	16.0			
24 ROBERTSON,T.	27	26	909	33.7	124	251	.494	44	99	.444	89	111	.802	32	94	126	4.7	58	1	62	54	3	14	381	14.1			
10 BOYKIN,Jamal	33	33	926	28.1	168	280	.600	0	3	.000	59	69	.855	75	146	221	6.7	57	0	35	35	12	28	395	12.0			
02 GUTIERREZ,Jorge	28	11	586	20.9	51	121	.421	16	38	.421	32	54	.593	17	68	85	3.0	67	2	75	38	1	27	150	5.4			
21 AMOKE,Omondi	33	14	551	16.7	58	121	.479	0	4	.000	41	70	.586	61	91	152	4.6	72	3	11	22	8	8	157	4.8			
14 ZHANG,Max	25	5	266	10.6	29	45	.644	0	0	.000	24	48	.500	26	35	61	2.4	49	0	4	9	36	4	82	3.3			
45 SANDERS-FRI,M.	29	10	415	14.3	40	78	.513	0	0	.000	15	26	.577	25	65	90	3.1	84	3	23	18	9	9	95	3.3			
01 SEELEY,D.J.	25	0	205	8.2	21	58	.362	6	22	.273	11	14	.786	8	26	34	1.4	19	0	16	13	1	3	59	2.4			
13 KNEZEVIC,Nikola	27	0	234	8.7	19	50	.380	6	23	.261	16	21	.762	4	6	10	0.4	15	0	12	18	1	12	60	2.2			
00 CARTER,Nigel	12	0	32	2.7	6	11	.545	0	4	.000	4	6	.667	2	4	6	0.5	3	0	0	1	0	0	16	1.3			
15 BAK,Bak	8	0	43	5.4	3	11	.273	0	2	.000	4	4	1.000	4	12	16	2.0	3	0	1	3	8	0	10	1.3			
12 SMITH,Brandon	26	0	174	6.7	6	26	.231	2	5	.400	9	24	.375	4	12	16	0.6	15	0	23	15	0	4	23	0.9			
Team														61	58	119		1			5							
Total	33		6625		921	1929	.477	217	582	.373	514	679	.757	379	801	1180	35.8	561	9	477	396	82	187	2573	78.0			
Opponents	33		6625		813	1876	.433	187	582	.321	444	637	.697	354	697	1051	31.8	574	6	411	427	126	180	2257	68.4			

SCORE BY PERIODS:	1st	2nd	OT	Total
California	1221	1342	10	2573
Opponents	1065	1181	11	2257

DEADBALL REBOUNDS:	OFF	DEF	TOTAL
California	80	17	97
Opponents	85	15	96

PACIFIC-10 CONFERENCE GAMES

RECORD:	OVERALL	HOME	AWAY
Conference	13-5	8-1	5-4

## Player	GP	GS	Min	Avg	-----TOTAL-----			-----3-PTS-----			-----REBOUNDS-----																	
					FG	FGA	Pct	3FG	FGA	Pct	FT	FTA	Pct	Off	Def	Tot	Avg	PF	FO	A	TO	Blk	Stl	Pts	Avg			
03 RANDLE,Jerome	18	18	662	36.8	111	250	.444	48	123	.390	59	64	.922	10	33	43	2.4	25	0	79	65	0	14	329	18.3			
23 CHRISTOPHER,P.	18	18	646	35.9	97	229	.424	28	85	.329	53	59	.898	23	78	101	5.6	38	0	38	26	3	31	275	15.3			
24 ROBERTSON,T.	18	18	639	35.5	79	163	.485	30	70	.429	63	78	.808	19	75	94	5.2	40	1	47	42	2	12	251	13.9			
10 BOYKIN,Jamal	18	18	527	29.3	83	140	.593	0	1	.000	41	46	.891	43	71	114	6.3	30	0	19	17	8	13	207	11.5			
02 GUTIERREZ,Jorge	13	4	251	19.3	21	56	.375	4	15	.267	18	28	.643	9	29	38	2.9	32	1	32	18	0	10	64	4.9			
21 AMOKE,Omondi	18	11	297	16.5	29	55	.527	0	2	.000	14	37	.378	27	36	63	3.5	44	2	6	10	2	4	72	4.0			
45 SANDERS-FRI,M.	15	3	198	13.2	24	40	.600	0	0	.000	7	14	.500	12	26	38	2.5	43	2	12	11	3	5	55	3.7			
14 ZHANG,Max	12	0	106	8.8	12	17	.706	0	0	.000	16	25	.640	11	11	22	1.8	20	0	2	3	14	2	40	3.3			
01 SEELEY,DJ	12	0	110	9.2	13	33	.394	4	12	.333	8	10	.800	5	13	18	1.5	9	0	7	5	0	2	38	3.2			
13 KNEZEVIC,Nikola	15	0	107	7.1	7	18	.389	1	8	.125	8	11	.727	3	1	4	0.3	8	0	6	7	0	6	23	1.5			
00 CARTER,Nigel	6	0	13	2.2	2	5	.400	0	3	.000	1	2	.500	1	0	1	0.2	0	0	0	0	0	0	5	0.8			
12 SMITH,Brandon	14	0	69	4.9	1	7	.143	0	0	.000	9	19	.474	3	6	9	0.6	8	0	10	8	0	1	11	0.8			
Team														33	30	63		1			3							
Total	18		3625		479	1013	.473	115	319	.361	297	393	.756	199	409	608	33.8	298	6	258	215	32	100	1370	76.1			
Opponents	18		3625		446	1008	.442	88	300	.293	239	345	.693	201	374	575	31.9	312	1	208	236	60	102	1219	67.7			

SCORE BY PERIODS:	1st	2nd	OT	Total
California	646	714	10	1370
Opponents	568	640	11	1219

DEADBALL REBOUNDS:	OFF	DEF	TOTAL
California	48	10	58
Opponents	48	8	57



2009-10 SCHEDULE & RESULTS

Date	Opponent	Score	W/L	Rec	Pac-10	Attend	Cal Hi Scorer	Cal Hi Rebounder	Cal Hi Assists
11-9	(13) Murray State* (ESPNU)	75-70	W	1-0		7,603	Randle 18	Sanders-Frison 7	Randle 4
11-11	(13) Detroit* (ESPNU)	95-61	W	2-0		7,541	Randle/Robertson 22	Boykin 10	Randle 3
11-19	(13) Syracuse (25)& (ESPN2)	73-95	L	2-1		15,635	Randle 25	Boykin 8	Randle 4
11-20	(13) Ohio State (15)& (ESPN2)	70-76	L	2-2		15,552	Randle 26	Amoke 15	Christopher 4
11-24	Jacksonville	79-47	W	3-2		9,672	Christopher 23	Amoke 8	Gutierrez 4
11-29	Princeton (CSN Calif.)	81-60	W	4-2		8,919	Boykin/Randle 22	Amoke 8	Randle 9
12-2	at New Mexico (CBS College)	78-86	L	4-3		13,549	Boykin 21	Boykin 13	Randle 7
12-5	Iowa State (ESPNU)	82-63	W	5-3		9,845	Christopher 20	Amoke 14	Randle 9
12-9	at Pacific	79-54	W	6-3		8,704	Christopher 22	Christopher 10	Randle 6
12-22	at Kansas (1) (ESPN2)	69-84	L	6-4		16,300	Christopher 21	Boykin 15	Gutierrez 5
12-28	Utah Valley^	85-51	W	7-4		8,450	Christopher 18	Bak 5	Randle 4
12-29	UCSB^ (CSN Calif.)	87-66	W	8-4		9,052	Christopher 25	Sanders-Frison 10	Gutierrez 5
1-2	Stanford (CSN Calif.)	92-66	W	9-4	1-0	10,758	Randle 24	Robert./Christoph. 6	Randle 7
1-6	UCLA (FSN/CSNBA)	75-76	L	9-5	1-1	10,005	Robertson 24	Christopher 9	Christoph./Smith 4
1-9	USC (FSN/CSNBA)	67-59	W	10-5	2-1	9,930	Randle 21	Robertson 7	Randle 5
1-14	at Washington State	93-88	W	11-5	3-1	8,277	Randle 39	Amoke 7	Randle 9
1-16	at Washington (FSN/CSNBA)	69-84	L	11-6	3-2	9,897	Christopher 28	Christopher 8	Christopher/Smith 2
1-21	Oregon (CSN Plus)	89-57	W	12-6	4-2	8,535	Christopher 21	Amoke 11	Randle/Robertson 4
1-23	Oregon State (CBS)	65-61	W	13-6	5-2	8,666	Randle/Robertson 14	Boykin 9	Randle 5
1-28	at Arizona State (CSN Calif.)	78-70	W	14-6	6-2	8,416	Randle/Boykin 25	Boykin 10	Randle/Gutierrez 4
1-31	at Arizona (FSN/CSNBA)	72-76	L	14-7	6-3	14,629	Robertson 27	Christopher 8	Randle 6
2-4	at USC	63-66	L	14-8	6-4	7,412	Randle 29	Gutierrez 8	Christopher 3
2-6	at UCLA (CBS)	72-58	W	15-8	7-4	10,450	Christoph./Robertson 20	Amoke/Sanders-Fri 6	Randle 6
2-11	Washington (ESPN2)	93-81	W	16-8	8-4	9,839	Randle 33	Boykin 11	Randle 3
2-13	Washington State (FSN)	86-70	W	17-8	9-4	9,536	Randle 24	Boykin 11	Gutierrez 6
2-18	at Oregon State (FSN/CSNBA)	64-80	L	17-9	9-5	6,609	Robertson 15	Robert./Christoph. 5	Randle 4
2-20	at Oregon (CSN Calif.)	64-49	W	18-9	10-5	8,099	Robertson/Randle 16	Boykin 10	Gutierrez 4
2-25	Arizona (ESPN)	95-71	W	19-9	11-5	10,545	Randle 24	Boykin 10	Randle 7
2-27	Arizona State (FSN/CSNBA)	62-46	W	20-9	12-5	11,877	Christopher/Boykin 14	Boykin/Robertson 7	Randle 4
3-6	at Stanford (FSN)	71-61	W	21-9	13-5	7,329	Christopher 23	Boykin/Christopher 7	Randle 5
3-11	vs. Oregon# (FSN)	90-74	W	22-9		12,125	Randle 22	Amoke 9	Christopher 5
3-12	vs. UCLA# (FSN)	85-72	W	23-9		15,971	Randle 24	Christopher 6	Randle 6
3-13	vs. Washington# (CBS)	75-79	L	23-10		15,851	Robertson 25	Boykin 14	Randle/Robertson 3

All times Pacific Time and subject to change

Home games (bold) at Haas Pavilion

* Coaches vs. Cancer Classic, Berkeley, CA

& Coaches vs. Cancer Classic, New York, NY

^ Colliers International Golden Bear Classic, Berkeley, CA

Pac-10 Tournament, Los Angeles, CA

Numbers in parentheses refer to Cal/opponent AP ranking

www.CalBears.com



2009-10 STATISTICS - PTS/REB/AST & BY-GAME TEAM

POINTS-REBOUNDS-ASSISTS

Opponent	Amoke	Boykin	Christopher	Gutierrez	Knezevic	Randle	Robertson	Sanders-Fri	Seeley	Smith	Zhang
Murray State	3-3-0	<u>12-5-1</u>	<u>13-2-2</u>	7-3-3	DNP	<u>18-1-4</u>	<u>14-6-2</u>	<u>6-7-1</u>	0-1-2	2-0-0	0-1-0
Detroit	6-5-0	<u>2-10-0</u>	<u>18-5-2</u>	4-2-2	4-1-1	<u>22-2-3</u>	<u>22-2-1</u>	<u>6-6-1</u>	0-1-0	0-1-1	7-4-0
Syracuse	0-6-0	<u>12-8-2</u>	<u>12-4-2</u>	<u>6-4-3</u>	3-0-1	<u>25-4-4</u>	DNP	<u>4-6-1</u>	5-3-0	0-0-0	4-6-1
Ohio State	11-15-1	<u>11-5-1</u>	<u>12-3-4</u>	<u>8-4-3</u>	0-1-0	<u>26-1-3</u>	DNP	<u>2-4-1</u>	0-1-1	0-0-1	DNP
Jacksonville	15-8-0	<u>7-2-2</u>	<u>23-4-2</u>	<u>6-2-4</u>	2-0-0	<u>10-0-1</u>	DNP	<u>2-3-1</u>	4-5-3	2-0-1	2-4-0
Princeton	4-8-0	<u>22-7-2</u>	<u>5-6-2</u>	<u>0-1-2</u>	5-1-3	<u>22-1-9</u>	DNP	DNP	7-1-2	5-1-1	<u>7-5-0</u>
at New Mexico	0-1-0	<u>21-13-0</u>	<u>15-5-2</u>	<u>10-4-4</u>	6-0-0	<u>20-3-7</u>	DNP	3-1-0	0-0-0	0-0-3	<u>3-4-0</u>
Iowa State	11-14-0	<u>8-6-0</u>	<u>20-11-2</u>	<u>12-4-3</u>	3-0-0	<u>18-3-9</u>	DNP	0-5-1	0-1-0	3-1-1	<u>7-3-1</u>
at Pacific	2-5-0	<u>15-6-1</u>	<u>22-10-1</u>	<u>8-5-3</u>	3-0-0	<u>15-0-6</u>	8-3-0	0-3-0	0-2-1	0-0-2	<u>6-3-0</u>
at Kansas	3-2-0	<u>15-15-2</u>	<u>21-5-0</u>	0-2-5	DNP	<u>16-1-4</u>	<u>13-3-1</u>	1-0-1	DNP	DNP	<u>0-1-0</u>
Utah Valley	9-4-1	<u>8-3-2</u>	<u>18-4-2</u>	7-4-2	2-1-0	<u>16-3-4</u>	<u>13-3-2</u>	<u>3-3-0</u>	5-0-0	0-2-1	2-1-0
UC Santa Barbara	0-3-0	<u>8-6-1</u>	<u>25-5-1</u>	6-5-5	2-1-1	<u>23-1-3</u>	<u>10-2-3</u>	<u>7-10-3</u>	0-1-0	0-1-0	1-3-0
Stanford	12-5-0	<u>8-2-0</u>	<u>7-6-1</u>	0-1-0	5-0-1	<u>24-2-7</u>	<u>10-6-4</u>	<u>3-4-1</u>	2-1-1	6-2-1	13-4-0
UCLA	10-1-1	<u>8-6-2</u>	<u>14-9-4</u>	DNP	0-0-0	<u>11-3-2</u>	<u>24-7-3</u>	<u>7-3-1</u>	0-0-1	1-1-4	0-1-0
USC	3-2-0	<u>8-5-1</u>	<u>6-5-1</u>	DNP	2-1-0	<u>21-4-5</u>	<u>20-7-2</u>	<u>4-2-0</u>	DNP	0-0-0	3-2-0
at Washington St.	<u>2-7-1</u>	<u>16-5-2</u>	<u>21-4-2</u>	DNP	0-0-0	<u>39-5-9</u>	<u>13-5-4</u>	DNP	0-1-2	0-0-0	2-1-0
at Washington	<u>2-4-1</u>	<u>6-3-0</u>	<u>28-8-2</u>	DNP	3-0-0	<u>5-2-1</u>	<u>7-4-1</u>	3-1-1	11-2-0	0-3-2	3-4-0
Oregon	<u>4-11-0</u>	<u>10-4-2</u>	<u>21-6-1</u>	DNP	2-0-1	<u>11-3-4</u>	<u>18-6-4</u>	2-0-0	11-4-0	2-1-1	6-2-1
Oregon State	<u>9-3-0</u>	<u>12-9-2</u>	<u>8-3-0</u>	1-1-1	1-0-0	<u>14-3-5</u>	<u>14-5-3</u>	4-3-2	2-3-0	0-0-1	DNP
at Arizona State	<u>0-2-0</u>	<u>25-10-1</u>	<u>21-8-3</u>	3-3-4	0-0-1	<u>25-2-4</u>	<u>0-3-1</u>	DNP	2-2-1	DNP	2-3-0
at Arizona	<u>8-4-0</u>	<u>2-6-1</u>	<u>15-8-2</u>	2-0-2	0-1-0	<u>15-1-6</u>	<u>27-6-3</u>	DNP	0-0-0	0-0-0	3-4-0
at USC	<u>2-3-1</u>	<u>8-1-1</u>	<u>11-4-3</u>	5-8-0	0-0-0	<u>29-3-2</u>	<u>8-7-0</u>	0-1-0	DNP	DNP	0-0-0
at UCLA	<u>2-6-0</u>	<u>6-5-0</u>	<u>20-5-4</u>	<u>4-4-2</u>	DNP	<u>14-1-6</u>	<u>20-1-4</u>	6-6-0	DNP	DNP	DNP
Washington	0-0-0	<u>20-11-1</u>	<u>11-2-1</u>	<u>10-5-2</u>	DNP	<u>33-3-3</u>	<u>12-8-2</u>	2-3-2	5-3-1	0-0-1	0-0-0
Washington State	0-0-0	<u>18-11-1</u>	<u>19-2-3</u>	<u>15-4-6</u>	0-1-1	<u>24-0-3</u>	<u>7-5-4</u>	2-1-0	DNP	1-1-0	DNP
at Oregon State	6-1-0	<u>8-2-0</u>	<u>12-5-3</u>	<u>7-2-2</u>	2-0-0	<u>6-1-4</u>	<u>15-5-1</u>	7-3-1	0-0-0	1-1-0	0-0-0
at Oregon	<u>2-3-0</u>	<u>5-10-2</u>	<u>10-7-3</u>	5-5-4	DNP	<u>16-2-2</u>	<u>16-5-3</u>	2-0-0	DNP	0-0-0	8-1-1
Arizona	<u>2-2-0</u>	<u>20-10-1</u>	<u>14-7-2</u>	3-1-3	5-0-1	<u>24-1-7</u>	<u>18-2-4</u>	4-5-1	5-2-0	0-0-0	DNP
Arizona State	<u>6-6-2</u>	<u>14-7-1</u>	<u>14-5-1</u>	6-2-2	0-0-0	<u>7-3-4</u>	<u>13-7-3</u>	2-0-3	0-0-1	0-0-0	DNP
at Stanford	<u>2-3-0</u>	<u>13-7-1</u>	<u>23-7-2</u>	3-2-4	3-1-1	<u>11-4-5</u>	<u>9-5-1</u>	7-6-0	DNP	DNP	DNP
vs. Oregon	<u>12-9-2</u>	<u>15-4-0</u>	<u>21-5-5</u>	3-3-3	7-1-0	<u>22-0-2</u>	<u>5-4-0</u>	2-1-1	0-0-0	0-1-2	3-2-0
vs. UCLA	<u>5-3-1</u>	<u>10-3-1</u>	<u>16-6-2</u>	8-2-1	DNP	<u>24-3-6</u>	<u>20-4-3</u>	2-3-0	DNP	DNP	DNP
vs. Washington	<u>4-3-0</u>	<u>20-14-1</u>	<u>11-2-1</u>	1-2-0	0-0-0	<u>12-0-3</u>	<u>25-5-3</u>	2-0-0	DNP	DNP	0-2-0

Note: Starters are underlined

GAME-BY-GAME TEAM STATS

Opponent	Field Goal Pct.		3-Point FG Pct.		Free Throw Pct.		Rebounds	Turnovers	Assists
	Cal	Opponent	Cal	Opponent	Cal	Opponent	Cal-Opp	Cal-Opp	Cal-Opp
Murray State	46.2 (24-52)	50.0 (26-52)	41.7 (5-12)	38.1 (8-21)	68.8 (22-32)	66.7 (10-15)	+1 (32-31)	-5 (12-17)	+4 (15-11)
Detroit	47.5 (29-61)	35.1 (20-57)	41.2 (7-17)	22.2 (4-18)	85.7 (30-35)	63.0 (17-27)	+13 (45-32)	-5 (10-15)	-3 (11-14)
Syracuse	40.0 (30-75)	57.1 (36-63)	30.0 (6-20)	39.1 (9-23)	58.3 (7-12)	58.3 (14-24)	+5 (43-38)	+3 (15-12)	-7 (14-21)
Ohio State	38.8 (26-67)	51.0 (25-49)	43.5 (10-23)	40.0 (6-15)	88.9 (8-9)	66.7 (20-30)	+6 (39-33)	+4 (14-10)	= (15-15)
Jacksonville	52.7 (29-55)	28.3 (17-60)	41.7 (5-12)	27.8 (5-18)	69.6 (16-23)	53.3 (8-15)	-2 (36-38)	-4 (13-17)	+6 (15-9)
Princeton	56.1 (32-57)	42.0 (21-50)	33.3 (5-15)	46.7 (7-15)	75.0 (12-16)	84.6 (11-13)	+17 (37-20)	+1 (14-13)	+7 (21-14)
at New Mexico	45.2 (28-62)	41.4 (24-58)	37.0 (10-27)	36.7 (11-30)	70.6 (12-17)	77.1 (27-35)	-10 (34-44)	= (13-13)	+4 (16-12)
Iowa State	44.6 (33-74)	35.5 (22-62)	31.6 (6-19)	17.6 (3-17)	71.4 (10-14)	69.6 (16-23)	+19 (51-32)	-1 (10-11)	+7 (17-10)
at Pacific	52.5 (31-59)	33.3 (22-66)	46.7 (7-15)	17.4 (4-23)	90.9 (10-11)	60.0 (6-10)	+15 (45-30)	+4 (11-7)	+8 (14-6)
at Kansas	39.1 (25-64)	55.0 (33-60)	33.3 (6-18)	41.2 (7-17)	72.2 (13-18)	64.7 (11-17)	-6 (33-39)	-1 (17-18)	-14 (13-27)
Utah Valley	56.9 (33-58)	32.7 (18-55)	30.8 (4-13)	43.8 (7-16)	83.3 (15-18)	61.5 (8-13)	+14 (38-24)	-3 (8-11)	+4 (14-10)
UC Santa Barbara	55.7 (34-61)	41.0 (25-61)	52.9 (9-17)	42.1 (8-19)	50.0 (10-20)	72.7 (8-11)	+20 (45-25)	+3 (13-10)	-3 (17-20)
Stanford	59.6 (34-57)	41.0 (25-61)	50.0 (4-8)	15.8 (3-19)	71.4 (20-28)	56.5 (13-23)	+4 (35-31)	= (13-13)	+1 (16-15)
UCLA	44.3 (31-70)	49.1 (26-53)	11.1 (2-18)	45.0 (9-20)	78.6 (11-14)	57.7 (15-26)	-1 (34-35)	-8 (9-17)	= (18-18)
USC	46.8 (22-47)	44.8 (26-58)	2-7 (28-6)	30.8 (4-13)	87.5 (21-24)	60.0 (3-5)	+1 (31-27)	+1 (12-11)	+1 (9-8)
at Washington St.	51.7 (31-60)	51.6 (33-64)	55.0 (11-20)	34.8 (8-23)	80.0 (20-25)	82.4 (14-17)	= (33-33)	-2 (12-14)	+8 (20-12)
at Washington	33.3 (16-48)	40.5 (30-74)	26.3 (5-19)	28.6 (20-24)	64.0 (32-50)	83.3 (20-24)	-4 (38-42)	+8 (22-14)	-7 (8-15)
Oregon	49.2 (31-63)	38.1 (24-63)	41.2 (7-17)	5.6 (1-18)	69 (20-29)	53.3 (8-15)	+6 (42-36)	-4 (10-14)	+4 (14-10)
Oregon State	48.1 (25-52)	44.2 (23-52)	22.2 (4-18)	18.2 (2-11)	68.8 (11-16)	65.0 (13-20)	= (32-32)	= (12-12)	= (14-14)
at Arizona State	50.9 (28-55)	41.8 (28-67)	40.0 (8-20)	30.4 (7-23)	100.0 (14-14)	70.0 (7-10)	-2 (33-35)	+3 (14-11)	-1 (15-16)
at Arizona	37.7 (23-61)	42.9 (24-56)	30.0 (6-20)	40.0 (8-20)	83.3 (20-24)	87.0 (20-23)	+2 (36-34)	+1 (12-11)	= (14-14)
at USC	38.6 (22-57)	43.1 (22-51)	38.1 (8-21)	40.0 (6-15)	68.8 (11-16)	59.3 (16-27)	-8 (31-39)	-5 (13-18)	-4 (7-11)
at UCLA	54.7 (29-53)	47.7 (21-44)	41.7 (10-24)	30.8 (4-13)	50.0 (4-8)	60.0 (12-20)	+8 (31-23)	-2 (14-16)	+3 (16-13)
Washington	51.7 (31-60)	43.3 (26-60)	37.5 (6-16)	25 (3-12)	92.6 (25-27)	86.7 (26-30)	+7 (37-30)	+3 (13-10)	+6 (13-7)
Washington State	50.0 (30-60)	50.9 (27-53)	47.6 (10-21)	38.9 (7-18)	66.7 (16-24)	69.2 (9-13)	-1 (31-32)	-9 (10-19)	+5 (18-13)
at Oregon State	45.8 (22-48)	54.3 (25-46)	25.0 (5-20)	30.0 (3-10)	65.2 (15-23)	75.0 (27-36)	-12 (22-34)	= (13-13)	-5 (11-16)
at Oregon	38.5 (20-52)	34.1 (15-44)	40.0 (8-20)	9.1 (1-11)	69.6 (16-23)	81.8 (18-22)	+6 (34-28)	-2 (11-13)	+4 (15-11)
Arizona	56.7 (34-60)	48.1 (26-54)	47.6 (10-21)	47.4 (9-19)	94.4 (17-18)	66.7 (10-15)	+11 (34-23)	-3 (11-14)	+10 (19-9)
Arizona State	49.0 (25-51)	39.6 (21-53)	26.7 (4-15)	13.6 (3-22)	72.7 (8-11)	16.7 (1-6)	+2 (33-31)	-2 (6-8)	+10 (17-7)
at Stanford	42.4 (25-59)	43.6 (24-55)	35.7 (5-14)	31.6 (6-19)	84.2 (16-19)	53.8 (7-13)	+11 (41-30)	= (8-8)	+5 (14-9)
vs. Oregon	54.1 (33-61)	35.8 (24-67)	55.0 (11-20)	47.4 (9-19)	76.5 (13-17)	81.0 (17-21)	= (36-36)	= (10-10)	+7 (15-7)
vs. UCLA	60.0 (30-50)	48.1 (25-52)	37.5 (6-16)	31.8 (7-22)	90.5 (19-21)	75.0 (15-20)	+4 (27-23)	-4 (11-15)	-4 (14-18)
vs. Washington	41.7 (25-60)	52.7 (29-55)	26.3 (5-19)	44.4 (4-9)	87.0 (20-23)	94.4 (17-18)	= (31-31)	-2 (10-12)	= (8-8)



2009-10 STATISTICS – INDIV. SEASON HIGHS & MISC.**INDIVIDUAL SEASON HIGHS**

	<i>California</i>	<i>Opponent</i>
Points	39 Jerome Randle vs. Washington State, 1/14/10	30 Nic Wise, Arizona, 1/31/10
FG Made	12 Jerome Randle vs. Washington, 2/12/10	10 Calvin Haynes, Oregon State, 1/23/10
		10 Klay Thompson, Washington State, 2/13/10
		10 Landry Field, Stanford, 3/6/10
FG Attempted	22 Jerome Randle at USC, 2/4/10	24 Landry Fields, Stanford, 1/2/10
Pct.	100.0 (3-3) Max Zhang vs. Iowa State, 12/5/09	100.0 (6-6) Jeremy Jacob, Oregon, 1/21/10
	100.0 (3-3) Jorge Gutierrez vs. Utah Valley, 12/28/09	
	100.0 (3-3) Jamal Boykin vs. Oregon, 1/21/10	
	100.0 (3-3) Markhuri Sander-Frison at Oregon State, 2/18/10	
3FG Made	7 Jerome Randle vs. Washington State, 1/14/10	5 Ty Abbott, Arizona State, 1/28/10
		5 Nic Wise, Arizona, 1/31/10
		5 Klay Thompson, Washington State, 2/13/10
		12 Phillip McDonald, New Mexico, 12/2/09
3FG Attempted	12 Jerome Randle vs. Ohio State, 11/20/09	
	12 Jerome Randle vs. Washington State, 1/14/10	
	12 Jerome Randle at USC, 2/4/10	
3FG Pct.	100.0 (2-2) Jorge Gutierrez vs. Murray State, 11/9/09	100.0 (4-4) Jordan Swarbrick, Utah Valley, 12/28/09
	100.0 (2-2) Jorge Gutierrez vs. Pacific, 12/9/09	
FT Made	14 Patrick Christopher at Washington, 1/16/10	12 Roeland Schaftenaar, Oregon State, 2/18/10
FT Attempted	18 Patrick Christopher at Washington, 1/16/10	16 Darington Hobson, New Mexico, 12/2/09
FT Pct.	100.0 (12-12) Jerome Randle vs. Detroit, 11/11/09	100.0 (11-11) Quincy Pondexter, Washington, 1/16/10
Rebounds	15 Omondi Amoke vs. Ohio State, 11/20/09	15 Darington Hobson, New Mexico, 12/2/09
	15 Jamal Boykin at Kansas, 12/22/09	
Assists	9 Jerome Randle vs. Iowa State, 12/5/09	10 Orlando Johnson, UCSB, 12/29/09
	9 Jerome Randle vs. Washington State, 1/14/10	
Blocked Shots	3 Max Zhang (6 times) last vs. Oregon, 3/11/10	7 Dallas Lauderdale, Ohio State, 11/20/09
Turnovers	8 Jerome Randle at Washington, 1/16/10	7 Dwight Lewis, USC, 2/4/10

MISCELLANEOUS STATISTICS

	<i>California</i>	<i>Opponent</i>
Bench Points	448 (13.6 ppg)	568 (17.2 ppg)
Field Goal Percentage – Home	50.8 (477-938)	43.9 (301-685)
Field Goal Percentage – Away	44.2 (300-678)	41.2 (373-904)
Field Goal Percentage – Neutral	46.0 (144-313)	48.4 (139-287)
Most Points – Half	55 vs. Detroit (2nd)	51 vs. Syracuse (2nd)
Fewest Points – Half	24 at Oregon (1st)	19 vs. Jacksonville (1st)
Record When Cal Shoots 50% or Better	14-0	
Record When Opponent Shoots 50% or Better	2-5	
Record When Opponent Shoots 40% or Less	9-0	
Record When Cal Outrebounds Opponent	17-3	
Record When Opponent Outrebounds Cal	3-6	
Record When Cal Has Same Rebounds as Opponent	3-1	
Record When Cal Has Fewer Turnovers Than Opponent	14-4	
Record When Opponent Has Fewer Turnovers Than Cal	5-4	
Record When Cal Has Same Turnovers at Opponent	4-2	
Record When Cal Has More Assists Than Opponent	18-1	
Record When Opponent Has More Assists Than Cal	4-5	
Record When Cal Has Same Assists as Opponent	1-4	
Record When Cal Leads at the Half	19-3	
Record When Opponent Leads at the Half	3-7	
Record When Tied at the Half	1-0	
Record When Scoring 70 or More Points	19-6	
Record When Scoring 80 or More Points	14-0	
Record When Allowing Less Than 70 Points	13-1	
Record When Allowing Less Than 60 Points	8-0	
Free Throw Percentage – Last 2 Minutes and OT	80.4 (78-97)	
Amoke, 6-7, Boykin 12-17, Carter, 1-2, Christopher 14-14, Gutierrez 5-8, Knezevic 2-3, Randle 21-22, Robertson 10-11, Sanders-Frison 2-2, Seeley, 1-2, Smith 5-8		
Double Figure Scoring Games	110	
Randle 30, Christopher 29, Robertson 20, Boykin 19, Amoke 5, Gutierrez 4, Seeley 2, Zhang		
20-Point Scoring Games	39	
Randle 16, Christopher 12, Robertson 7, Boykin 6		
Double-Doubles	10	
Boykin 7 (points-rebounds), Christopher 2 (points-rebounds), Amoke (points-rebounds)		



2009-10 STATISTICS – SEASON HIGHS & LOWS

CALIFORNIA HIGH/LOW ANALYSIS

	<i>California Highs</i>	<i>Opponent Highs</i>
Points	95, twice last vs. Arizona, 2/25/10	95vs. Syracuse, 11/19/09
Field Goals Made	34, many times last vs. Arizona, 2/25/10	36vs. Syracuse, 11/19/09
Field Goal Attempts	74 vs. Iowa State, 12/5/09	74at Washington, 1/16/10
Field Goal Percentage	60.0 vs. UCLA, 3/12/10 (30-50)	57.1vs. Syracuse, 11/19/09 (36-63)
3-point FG Made	11, twice last vs. Oregon, 3/11/10	11at New Mexico, 12/2/09
3-point FG Attempts	27 at New Mexico, 12/2/09	30at New Mexico, 12/2/09
3-point FG Percentage	55.0, twice last vs. Oregon, 3/11/10 (11-20)	47.4, twicelast vs. Oregon, 3/11/10 (9-19)
Free Throws Made	32 at Washington, 1/16/10	27, twicelast at Oregon State, 2/18/10
FT Attempts	50 at Washington, 1/16/10	36at Oregon State, 2/18/10
FT Percentage	100.0 at Arizona State, 1/28/10 (14-14)	94.4vs. Washington, 3/13/10 (17-18)
Rebounds	51 vs. Iowa State, 12/5/09	44at New Mexico, 12/2/09
Assists	21 vs. Princeton, 11/29/09	27at Kansas, 12/22/09
Steals	10 vs. Washington State, 2/13/10	10vs. Syracuse, 11/19/09
Blocked Shots	6, many times last vs. Oregon, 3/11/10	12vs. Washington State, 2/13/10
Turnovers	22 at Washington, 1/16/10	19vs. Washington State, 2/13/10
Fouls	26, twice last at Oregon State, 2/18/10	29at Washington, 1/16/10
	<i>California Lows</i>	<i>Opponent Lows</i>
Points	62 vs. Arizona State, 2/27/10	46vs. Arizona State, 2/27/10
Field Goals Made	16 at Washington, 1/16/10	15at Oregon, 2/20/10
Field Goal Attempts	47 vs. USC, 1/9/10	44, twicelast at Oregon, 2/20/10
Field Goal Percentage	33.3 at Washington, 1/16/10 (16-48)	28.3vs. Jacksonville, 11/24/09 (17-60)
3-point FG Made	2, twice last vs. USC, 1/9/10	1, twicelast at Oregon, 2/20/10
3-point FG Attempts	7 vs. USC, 1/9/10	9vs. Washington, 3/13/10
3-point FG Percentage	11.1 vs. UCLA, 1/6/10 (2-18)	5.6vs. Oregon, 1/21/10 (1-18)
Free Throws Made	4 at UCLA, 2/6/10	1vs. Arizona State, 2/27/10
Free Throw Attempts	8 at UCLA, 2/6/10	5vs. USC, 1/9/10
Free Throw Percentage	50.0 at UCLA, 2/6/10 (4-8)	16.7vs. Arizona State, 2/27/10 (1-6)
Rebounds	22 at Oregon State, 2/18/10	20vs. Princeton, 11/29/09
Assists	7 at USC, 2/4/10	1at Oregon, 2/20/10
Steals	1 vs. USC, 1/9/10	2, many timeslast vs. Stanford, 1/2/10
Blocked Shots	0 at Oregon State, 2/18/10	0vs. Stanford, 1/2/10
Turnovers	6 vs. Arizona State, 2/27/10	7vs. Pacific, 12/9/09
Fouls	8 vs. Arizona State, 2/27/10	9vs. Arizona State, 2/27/10



THE LAST TIME

INDIVIDUAL

SCORING

- Cal player scored 30 or more points:**
33, Jerome Randle vs. Wash., Feb. 11, 2010
- Cal player scored 35 or more points:**
39, Jerome Randle at Wash. St., Jan. 14, 2010
- Cal player scored 40 or more points:**
41, Leon Powe vs. Oregon, March 10, 2006
- Cal player made 15 or more field goals:**
17, Mark McNamara vs. Seattle Pacific, Dec. 22, 1980 (17-18)
- Cal player made 5 or more three-pointers:**
5, Patrick Christopher vs. Oregon, March 11, 2010 (5-9)
- Cal player made 15 or more free throws:**
16, Jerome Randle vs. Florida State, Nov. 29, 2008 (16-18)
- Opponent player scored 30 or more points:**
30, Nic Wise, Arizona, Jan. 31, 2010
- Opponent player scored 35 or more points:**
35, Ike Diogu, Arizona State, Feb. 5, 2005
- Opponent player scored 40 or more points:**
61, Eddie House, Arizona State, Jan. 8, 2000
- Opponent player made 15 or more field goals:**
18, Eddie House, Arizona State, Jan. 8, 2000 (18-30)
- Opponent player made 5 or more three-pointers:**
5, Klay Thompson, Washington State, Feb. 13, 2010
- Opponent player made 15 or more free throws:**
15, Ike Diogu, Arizona State, Jan. 10, 2004 (15-17)

REBOUNDING

- Cal player had 15 or more rebounds:**
15, Jamal Boykin at Kansas, Dec. 22, 2009
- Cal player had 20 or more rebounds:**
20, Leon Powe vs. USC, March 9, 2006
- Opponent player had 15 or more rebounds:**
15, Darrington Hobson, New Mexico, Dec. 2, 2009

OTHER STATISTICS

- Cal player had 10 or more assists:**
10, Jerome Randle vs. Arizona State, Jan. 4, 2009
- Cal player had 5 or more steals:**
5, Jorge Gutierrez vs. Washington, March 13, 2010
- Cal player had 3 or more blocked shots:**
3, Max Zhang vs. Oregon, March 11, 2010
- Opponent player had 10 or more assists:**
10, Orlando Johnson, UCSB, Dec. 29, 2009
- Opponent player had 5 or more steals:**
5, Seth Tarver, Oregon State, Feb. 21, 2009
- Opponent player had 3 or more blocked shots:**
4, Tyreese Breshers, Washington, March 13, 2010

TEAM

SCORING

- Cal scored 90 or more points:**
90 vs. Oregon, March 11, 2010
- Cal scored 100 or more points:**
102 vs. Long Beach St. (65), Dec. 28, 2007
- Cal scored under 50 points:**
49 vs. Washington State (70), Feb. 28, 2008
- Cal scored under 40 points:**
37 vs. Washington State (59), Jan. 14, 1988
- Cal scored under 30 points:**
24 vs. San Francisco (33), Jan. 28, 1956
- Cal made 40 or more field goals:**
40 vs. Texas Southern, Nov. 30, 1997
- Cal made 45 or more field goals:**
45 vs. UC Davis, Jan. 13, 1983
- Cal made 10 or more three-pointers:**
11 vs. Orego, March 11, 2010
- Cal made 15 or more three-pointers:**
16 vs. Arizona, March 5, 2009
- Cal made 30 or more free throws:**
32 at Washington, Jan. 16, 2010
- Cal made 35 or more free throws:**
39 vs. Stanford, Jan. 19, 1985
- Cal attempted 50 or more free throws:**
50 at Washington, Jan. 16, 2010
- Opponent scored 90 or more points:**
95, Syracuse, Nov. 19, 2009
- Opponent scored 100 or more points:**
106, Washington at Cal (73), March 3, 2005
- Opponent scored under 50 points:**
46, vs. Arizona State (62), Feb. 27, 2010
- Opponent scored under 40 points:**
27, Eastern Washington at Cal (56), Nov. 16, 2002
- Opponent scored under 30 points:**
27, Eastern Washington at Cal (56), Nov. 16, 2002
- Opponent made 40 or more field goals:**
40, at Arizona, Feb. 3, 2005
- Opponent made 45 or more field goals:**
45, at Washington, Feb. 12, 1981
- Opponent made 10 or more three-pointers:**
11, at New Mexico, Dec. 2, 2009
- Opponent made 15 or more three-pointers:**
16, at Arizona State, Feb. 16, 2008
- Opponent made 30 or more free throws:**
32, at Oregon, Jan. 10, 2002
- Opponent made 35 or more free throws:**
35, at Arizona, Feb. 7, 1993

REBOUNDING

- Cal had 50 or more rebounds:**
51 vs. Iowa State, Dec. 5, 2009
- Cal had 60 or more rebounds:**
73 vs. Portland, Nov. 27, 1976
- Opponent had 50 or more rebounds:**
53, vs. USC, March 12, 2009



THE LAST TIME (cont.)

OTHER STATISTICS

Cal had 20 or more assists:

20 at Washington State, Jan. 14, 2010

Cal had 25 or more assists:

30 vs. Long Beach State, Dec. 28, 2007

Cal had 10 or more steals:

10 vs. Washington State, Feb. 13, 2010

Cal had 15 or more steals:

16 vs. Mount St. Mary's, Dec. 21, 2001

Cal had 5 or more blocked shots:

6 vs. Oregon, March 11, 2010

Cal had 7 or more blocked shots:

9 vs. Santa Clara, Nov. 20, 2006

Opponent had 20 or more assists:

20, UCSB, Dec. 29, 2009

Opponent had 25 or more assists:

27, Kansas, Dec. 22, 2009

Opponent had 10 or more steals:

10, Syracuse, Nov. 19, 2009

Opponent had 15 or more steals:

16, UCLA, Jan. 29, 2009

Opponent had 5 or more blocked shots:

6, Washington, March 13, 2010

Opponent had 7 or more blocked shots:

12, Washington State, Feb. 13, 2010

MISCELLANEOUS

Cal had a 5 or more game winning streak:

6, Feb. 20, 2010 to March 12, 2010

Cal had a 10 or more game winning streak:

19, Jan. 4, 1960 to March 18, 1960

Cal had a 15 or more game winning streak:

19, Jan. 4, 1960 to March 18, 1960

Cal had a 20 or more game winning streak:

25, Jan. 7, 1959 to Dec. 30, 1959

NATIONAL RANKINGS

Cal beat a Top 25 team at home:

Cal 86, No. 22 Washington 71, Feb. 5, 2009

Cal beat a Top 10 team at home:

Cal 71, No. 10 Washington 69, Jan. 26, 2006

Cal beat a Top 5 team at home:

Cal 85, No. 1 UCLA 70, Jan. 30, 1994 (Oakland Arena)

Cal beat a No. 1 team at home:

Cal 85, No. 1 UCLA 70, Jan. 30, 1994 (Oakland Arena)

Cal beat a Top 25 team on the road:

Cal 69, No. 9 Washington State 64, Jan. 31, 2008

Cal beat a Top 10 team on the road:

Cal 69, No. 9 Washington State 64, Jan. 31, 2008

Cal beat a Top 5 team on the road:

Cal 76, No. 4 UCLA 69 OT, March 8, 2007
(Pac-10 Tournament, Los Angeles, CA)

Cal beat a No. 1 team on the road:

No. 2 Cal 77, No. 1 Cincinnati 69, March 17,
1960 (NCAA Final Four, San Francisco, CA)

Cal was ranked in the AP Top 25:

No. 13 on Oct. 29, 2009

Cal was ranked in the AP Top 20:

No. 13 on Oct. 29, 2009

Cal was ranked in the AP Top 15:

No. 13 on Oct. 29, 2009

Cal was ranked in the AP Top 10:


No. 6 on Nov. 19, 1993

Cal was ranked in the AP Top 5:

No. 2 on March 18, 1960

Cal was ranked No. 1 by AP:

Never



Nikola Knezevic



Markhuri Sanders-Frison



2009-10 CALIFORNIA BOX SCORES

CALIFORNIA 75, MURRAY STATE 70

Nov. 9, 2009 – Haas Pavilion – Berkeley, CA

Four Bears reached double figures in scoring, and Cal defeated Murray State, 75-70. Jerome Randle posted 18 points, while Theo Robertson added 14, Patrick Christopher had 13 and Jamal Boykin scored 12. The game was Game 1 of the Berkeley Regional 2K Sports Classic Benefiting Coaches vs. Cancer. After a sluggish first half, Cal went on an 11-0 run early in the second half to gain some separation from the Racers. Randle went 10-for-11 from the free-throw line.

Murray State	Fg-a	3p-a	Ft-a	Reb	Pf	Pts	Ast	To	Bk	St	Min
Danero Thomas, f	5-11	2-4	0-0	2	1	12	2	3	0	1	33
Ivan Aska, f	5-8	0-0	7-11	2	1	17	0	1	0	1	30
Tony Easley, c	2-2	0-0	0-0	8	5	4	0	1	0	1	18
Isaac Miles, g	1-5	0-3	1-2	0	3	3	2	3	0	0	26
B.J. Jenkins, g	6-10	4-7	0-0	6	2	16	4	2	2	0	30
Edward Daniel	0-2	0-0	0-0	6	1	0	0	2	1	1	14
Isaiah Canaan	3-6	0-2	2-2	1	5	8	0	3	0	2	17
Donte Poole	3-6	2-5	0-0	4	2	8	2	2	0	0	19
Jeffery McClain	1-2	0-0	0-0	1	4	2	1	0	0	1	13
Georges Fotso	0-0	0-0	0-0	0	0	0	0	0	0	0	0+
Team				1							
Totals	26-52	8-21	10-15	31	24	70	11	17	3	7	200

California	Fg-a	3p-a	Ft-a	Reb	Pf	Pts	Ast	To	Bk	St	Min
Jamal Boykin, f	5-8	0-0	2-4	5	2	12	1	2	0	1	26
Theo Robertson, f	5-9	1-2	3-5	6	2	14	2	2	0	0	36
Markhuri Sanders-Fri, c	2-4	0-0	2-2	7	4	6	1	0	0	1	19
Jerome Randle, g	4-12	0-1	10-11	1	1	18	4	3	0	1	32
Patrick Christopher, g	5-10	2-5	1-1	2	2	13	2	2	0	1	36
D.J. Seeley	0-2	0-1	0-1	1	0	0	2	0	0	0	4
Jorge Gutierrez	2-4	2-2	1-2	3	3	7	3	3	0	2	18
Brandon Smith	1-2	0-0	0-0	0	0	2	0	0	0	1	8
Max Zhang	0-0	0-0	0-2	1	0	0	0	0	1	0	5
Omondi Aмоke	0-1	0-1	3-4	3	0	3	0	0	0	1	16
Team				3							
Totals	24-52	5-12	22-32	32	14	75	15	12	1	8	200

Halftime: Cal 34, MSU 26. FG%: MSU 50.0, Cal 46.2. 3P%: MSU 38.1, Cal 41.7. FT%: MSU 66.7, Cal 68.8. Technical fouls: none. Officials: Cartmell, Littlewood, Eggers. Attendance: 7,603.

CALIFORNIA 95, DETROIT 61

Nov. 11, 2009 – Haas Pavilion – Berkeley, CA

Between two 22-point efforts from Jerome Randle and Theo Robertson, Cal topped Detroit, 95-61, on Nov. 11. Leading by just eight points five and a half minutes into the second half, the Bears went on an 11-0 run capped off by two treys from Robertson to take a double-digit lead that they would never relinquish. Jamal Boykin led Cal on the boards with a game-high 10 rebounds. Patrick Christopher was the third Bear to reach double figures in scoring (18).

Detroit	Fg-a	3p-a	Ft-a	Reb	Pf	Pts	Ast	To	Bk	St	Min
Xavier Keeling, f	3-9	0-2	0-2	8	4	6	3	2	0	0	32
Thomas Kennedy, f	5-11	3-5	1-3	1	4	14	1	1	0	0	36
Eli Holman, c	5-10	0-0	5-6	7	4	15	1	2	2	0	30
Chase Simon, g	5-12	1-4	6-6	6	1	17	1	4	0	0	35
Lamar Lee, g	1-9	0-5	0-0	2	1	2	1	1	0	0	20
Donovan Foster	0-2	0-1	0-0	1	3	0	2	2	0	0	10
Woody Payne	1-1	0-0	4-8	1	3	6	4	2	0	4	19
Eulis Stephens	0-1	0-1	0-0	2	0	0	1	1	0	0	9
Jordan Fee	0-0	0-0	0-0	0	0	0	0	0	0	0	2
John Hoskins	0-2	0-0	1-2	1	1	1	0	0	0	0	7
Team				3							
Totals	20-57	4-18	17-27	32	21	61	14	15	2	4	200

California	Fg-a	3p-a	Ft-a	Reb	Pf	Pts	Ast	To	Bk	St	Min
Jamal Boykin, f	1-2	0-0	0-0	10	2	2	0	3	0	0	24
Theo Robertson, f	6-8	3-4	7-8	2	2	22	1	1	0	0	32
Markhuri Sanders-Fri, c	3-4	0-0	0-0	6	4	6	1	0	1	0	16
Jerome Randle, g	4-8	2-4	12-12	2	1	22	3	3	0	0	31
Patrick Christopher, g	7-16	2-6	2-2	5	0	18	2	1	0	2	31
Nigel Carter	2-3	0-0	0-0	2	0	4	0	0	0	0	2
D.J. Seeley	0-0	0-0	0-0	1	1	0	0	0	0	0	2
Jorge Gutierrez	1-2	0-1	2-3	2	4	4	2	1	0	1	12
Brandon Smith	0-3	0-1	0-0	1	1	0	1	0	0	0	9
Nikola Knezevic	1-3	0-1	2-4	1	0	4	1	0	0	2	9
Max Zhang	3-5	0-0	1-2	4	3	7	0	0	1	0	14
Bak Bak	0-1	0-0	0-0	1	0	0	0	1	1	0	4
Omondi Aмоke	1-6	0-0	4-4	5	2	6	0	0	0	0	14
Team				3							
Totals	29-61	7-17	30-35	45	20	95	11	10	3	5	200

Halftime: Cal 40, DET 32. FG%: DET 35.1, Cal 47.5. 3P%: DET 22.2, Cal 41.2. FT%: DET 63.0, Cal 85.7. Technical fouls: none. Officials: Hall, Padilla, Brill. Attendance: 7,541.

SYRACUSE 95, CALIFORNIA 73

Nov. 19, 2009 – Madison Square Garden – New York, NY

Despite a 25-point effort from Jerome Randle, Cal suffered its first loss of the season to No. 25 Syracuse, 95-73. The bulk of Randle's 25 points came off of the five three-pointers that he drilled. Patrick Christopher and Jamal Boykin also reached double figures. Boykin put up 14 points, while Christopher recorded 12. Jorge Gutierrez earned his first collegiate start, filling in for the injured Theo Robertson (foot).

Syracuse	Fg-a	3p-a	Ft-a	Reb	Pf	Pts	Ast	To	Bk	St	Min
Rick Jackson, f	3-5	0-0	2-2	6	1	8	4	2	2	0	27
Wesley Johnson, f	7-12	2-4	1-2	11	2	17	0	4	6	0	32
Arinze Onuaku, c	5-8	0-0	2-5	1	2	12	2	1	1	1	24
Andy Rautins, g	3-6	2-5	0-0	0	4	8	4	0	0	2	24
Scoop Jardine, g	8-13	1-3	5-7	6	1	22	6	1	0	4	27
Mookie Jones	3-5	2-4	0-0	0	0	8	1	0	0	0	8
Brandon Reese	0-0	0-0	0-0	0	0	0	0	0	0	0	3
Brandon Triche	3-6	1-4	2-3	1	1	9	1	2	0	2	17
Kris Joseph	3-7	0-2	2-5	9	1	8	2	0	0	1	31
DaShonte Riley	0-0	0-0	0-0	2	0	0	1	1	0	0	4
James Southerland	1-1	1-1	0-0	1	1	3	0	0	0	0	3
Team				1							
Totals	36-63	9-23	14-24	38	13	95	21	12	9	10	200

California	Fg-a	3p-a	Ft-a	Reb	Pf	Pts	Ast	To	Bk	St	Min
Jamal Boykin, f	7-12	0-0	0-0	8	3	14	2	0	0	1	23
Markhuri Sanders-Fri, c	2-6	0-0	0-0	6	4	4	1	0	0	0	21
Jorge Gutierrez, g	2-6	0-0	2-4	4	2	6	3	2	0	1	24
Jerome Randle, g	9-17	5-9	2-3	4	2	25	4	6	0	0	34
Patrick Christopher, g	6-20	0-7	0-0	4	2	12	2	3	0	1	36
D.J. Seeley	1-5	1-2	2-2	3	2	5	0	1	0	0	12
Brandon Smith	0-0	0-0	0-0	0	1	0	0	0	0	0	4
Nikola Knezevic	1-2	0-1	1-1	0	0	3	1	0	0	0	10
Max Zhang	2-3	0-0	0-2	6	3	4	1	0	1	0	12
Bak Bak	0-2	0-1	0-0	1	0	0	0	1	0	0	4
Omondi Aмоke	0-2	0-0	0-0	6	1	0	0	2	0	1	20
Team				1							
Totals	30-75	6-20	7-12	43	20	73	14	15	1	4	200

Halftime: SYR 44, Cal 33. FG%: SYR 57.1, Cal 40.0. 3P%: SYR 39.1, Cal 30.0. FT%: SYR 58.3, Cal 58.3. Technical fouls: none. Officials: Greene, Ayers, Clinton. Attendance: 15,635

OHIO STATE 76, CALIFORNIA 70

Nov. 20, 2009 – Madison Square Garden – New York, NY

Jerome Randle paced the Bears for the fourth consecutive game to start the season with his 26 points, drilling six three-pointers. Omondi Aмоke had a career night, posting a personal-best 15 rebounds and tying his career-best point total with 11 points on the night. Jorge Gutierrez held Ohio State's leading scorer Evan Turner to just four first-half points before getting into foul trouble in the second half. Gutierrez also collected eight points.

Ohio State	Fg-a	3p-a	Ft-a	Reb	Pf	Pts	Ast	To	Bk	St	Min
Dallas Lauderdale, f	3-4	0-0	2-4	4	3	8	0	1	7	1	30
Evan Turner, g	9-15	0-0	8-11	14	5	26	6	4	2	0	40
David Lighty, g	4-8	0-2	3-5	6	2	11	2	3	1	3	40
Jon Diebler, g	3-7	3-7	5-6	2	1	14	2	1	0	1	40
William Buford, g	4-11	2-3	2-4	3	1	12	5	1	0	1	28
Jeremie Simmons	2-4	1-3	0-0	0	1	5	0	0	0	0	6
P.J. Hill	0-0	0-0	0-0	0	0	0	0	0	0	0	7
Kyle Madsen	0-1	0-0	0-0	0	2	0	0	0	1	0	9
Team				4							
Totals	25-50	6-15	20-30	34	15	76	15	10	11	6	200

California	Fg-a	3p-a	Ft-a	Reb	Pf	Pts	Ast	To	Bk	St	Min
Jamal Boykin, f	5-11	0-1	1-1	5	1	11	1	2	0	2	29
Markhuri Sanders-Fri, c	1-3	0-0	0-0	4	5	2	1	2	0	0	24
Jorge Gutierrez, g	2-6	2-3	2-2	4	5	8	3	0	0	1	24
Jerome Randle, g	10-21	6-12	0-0	1	4	26	3	3	0	0	38
Patrick Christopher, g	5-14	2-5	0-0	3	4	12	4	2	0	1	40
D.J. Seeley	0-1	0-0	0-0	1	1	0	1	0	0	0	4
Brandon Smith	0-0	0-0	0-0	0	0	0	1	1	0	0	2
Nikola Knezevic	0-2	0-1	0-0	1	4	0	0	1	0	1	14
Omondi Aмоke	3-9	0-1	5-6	15	1	11	1	2	0	1	25
Team	4	1	5	1							
Totals	26-67	10-23	8-9	39	25	70	15	14	0	6	200

Halftime: OSU 38, Cal 25. FG%: OSU 51.0, Cal 38.8. 3P%: Cal 43.5, OSU 40.0. FT%: Cal 88.9, OSU 66.7. Technical fouls: Cal-bench. Officials: Driscoll, Clinton, Stephens. Attendance: 15,552



2009-10 CALIFORNIA BOX SCORES (cont.)

CALIFORNIA 79, JACKSONVILLE 47

Nov. 24, 2009 – Haas Pavilion – Berkeley, Calif.

For the second straight game, Omondi Amoke earned a new career high. He notched a personal-best 15 points against the Dolphins, while also adding eight points. Patrick Christopher scored a game-high 23 points for his first 20-point outing of the season and his fifth straight double-figure performance. D.J. Seeley recorded a career-best five rebounds and also tied his career high with three assists. Jorge Gutierrez matched his personal high in assists with four to lead the team in this game.

Jacksonville	Fg-a	3p-a	Ft-a	Reb	Pf	Pts	Ast	To	Bk	St	Min
Ayron Hardy, f	0-2	0-0	1-2	5	3	1	1	2	1	0	24
Lehmon Colbert, f	4-12	0-1	2-4	6	2	10	2	2	0	0	26
Glenn Powell, c	1-2	0-0	0-1	3	2	2	0	3	0	1	17
Travis Cohn, g	1-5	1-4	0-0	1	0	3	0	3	0	0	11
Ben Smith, g	3-13	3-9	0-0	3	2	9	4	1	0	0	34
Russell Powell	1-6	0-0	2-2	2	2	4	0	2	0	3	16
Chris Edwards	1-2	1-2	2-4	2	1	5	0	2	0	1	14
Tevin Galvin	1-4	0-1	1-2	2	1	3	1	1	0	0	19
Szymon Lukasiak	2-6	0-0	0-0	6	4	4	0	1	0	0	14
Chris Rozier	1-5	0-1	0-0	0	2	2	1	0	0	0	14
Will Alston	2-3	0-0	0-0	4	0	4	0	0	0	0	11
Team				4							
Totals	17-60	5-18	8-15	38	19	47	9	17	1	5	200

California	Fg-a	3p-a	Ft-a	Reb	Pf	Pts	Ast	To	Bk	St	Min
Jamal Boykin, f	3-5	0-0	1-2	2	1	7	2	1	0	0	22
Patrick Christopher, f	9-14	4-6	1-2	4	1	23	2	1	0	4	27
Markhuri Sanders-Fri., c	1-2	0-0	0-0	3	2	2	1	1	0	1	16
Jorge Gutierrez, g	2-2	1-1	1-4	2	0	6	4	1	0	0	17
Jerome Randle, g	4-6	0-2	2-2	0	1	10	1	2	0	1	22
Nigel Carter	1-1	0-0	0-0	1	1	2	0	0	0	0	6
D.J. Seeley	2-4	0-1	0-0	5	0	4	3	2	1	0	16
Brandon Smith	1-3	0-0	0-2	0	2	2	1	1	0	0	17
Nikola Knezevic	0-2	0-2	2-2	0	0	2	0	2	0	0	10
Max Zhang	1-5	0-0	0-0	4	4	2	0	1	1	0	14
Bak Bak	0-3	0-0	4-4	2	1	4	1	1	2	0	15
Omondi Amoke	5-8	0-0	5-5	8	0	15	0	0	1	0	18
Team				5							
Totals	29-55	5-12	16-23	36	13	79	15	13	5	6	200

Halftime: Cal 36, JU 19. FG%: Cal 52.7, JU 28.3. 3P%: Cal 41.7, JU 27.8. FT%: Cal 69.6, JU 53.3. Technical fouls: none. Officials: Rastatter, Ramos, McAllister. Attendance: 9,672

CALIFORNIA 81, PRINCETON 60

Nov. 29, 2009 – Haas Pavilion – Berkeley, Calif.

Jamal Boykin scored 22 points and Jerome Randle added 22 points and had a season-high nine assists. Max Zhang added seven points while making his first collegiate start. For the second straight game, Omondi Amoke led the Bears on the boards with eight. Cal also shot over 50.0 for the second straight game.

Princeton	Fg-a	3p-a	Ft-a	Reb	Pf	Pts	Ast	To	Bk	St	Min
Patrick Saunders, f	5-8	3-5	1-1	2	3	14	1	1	2	0	18
Pawel Buczak, c	0-6	0-2	0-0	2	2	0	3	1	0	0	24
Douglas Davis, g	5-8	2-3	0-0	2	1	12	1	1	0	0	34
Marcus Schroeder, g	0-5	0-0	0-0	6	3	0	2	2	0	1	34
Dan Mavraides, g	1-3	1-2	2-2	1	0	5	2	1	0	0	18
Bobby Foley	0-0	0-0	0-0	0	0	0	0	0	0	0	1
Will Barrett	2-4	0-1	5-6	1	3	9	1	0	0	1	21
Nick Lake	0-0	0-0	0-0	1	0	0	0	0	0	0	6
John Comfort	0-1	0-1	0-0	0	0	0	0	0	0	0	2
Kareem Maddox	2-3	1-1	0-0	0	0	5	0	1	0	1	6
Zach Finley	0-1	0-0	2-2	1	2	2	0	3	0	0	5
Ian Hummer	6-11	0-0	1-2	1	1	13	2	2	0	1	23
Brendan Connolly	0-0	0-0	0-0	1	0	0	2	1	0	0	8
Team				2							
Totals	21-50	7-15	11-13	20	15	60	14	13	2	5	200

California	Fg-a	3p-a	Ft-a	Reb	Pf	Pts	Ast	To	Bk	St	Min
Jamal Boykin, f	11-14	0-0	0-0	7	1	22	2	2	1	2	30
Max Zhang, c	3-3	0-0	1-2	5	2	7	0	1	2	1	24
Jorge Gutierrez, g	0-1	0-0	0-0	1	2	0	2	0	0	0	7
Jerome Randle, g	6-10	3-6	7-7	1	1	22	9	2	0	0	29
Patrick Christopher, g	2-8	1-3	0-0	6	4	5	2	2	0	0	22
Nigel Carter	0-0	0-0	2-2	1	1	2	0	1	0	0	3
D.J. Seeley	3-7	0-3	1-1	1	1	7	2	0	0	1	18
Brandon Smith	2-3	1-2	0-0	1	1	5	1	1	0	0	17
Nikola Knezevic	2-6	0-1	1-1	1	0	5	3	3	0	1	24
Bak Bak	1-2	0-0	0-0	2	1	2	0	0	1	0	10
Omondi Amoke	2-3	0-0	0-3	8	1	4	0	1	1	0	16
Team				3							
Totals	32-57	5-15	12-16	37	15	81	21	14	5	5	200

Halftime: Cal 39, PRIN 25. FG%: Cal 56.1, PRIN 42.0. 3P%: PRIN 46.7, Cal 33.3. FT%: PRIN 84.6, Cal 75.0. Technical fouls: none. Officials: Greenstein, Wood, Ketchu. Attendance: 8,919

NEW MEXICO 86, CALIFORNIA 78

Dec. 2, 2009 – The Pit – Albuquerque, N.M.

Jamal Boykin earned Cal's first double-double of the season with his team-high 21 points and 13 rebounds. Jerome Randle added 20 points for his fifth 20-point performance of the year. Despite battling a head cold, Jorge Gutierrez set a season high in scoring with 10 points and tied his career high with four assists. Patrick Christopher got the Bears off to a good start with three treys in the first half. The back-and-forth contest had Cal with a six-point lead with just under 11 minutes left in the half before the Lobos eventually pulled out the win.

California	Fg-a	3p-a	Ft-a	Reb	Pf	Pts	Ast	To	Bk	St	Min
Jamal Boykin, f	10-14	0-0	1-2	13	3	21	0	3	1	1	32
Max Zhang, c	1-2	0-0	1-2	4	4	3	0	1	1	0	16
Jorge Gutierrez, g	4-10	1-5	1-2	4	2	10	4	2	1	0	32
Jerome Randle, g	6-15	4-9	4-5	3	2	20	7	3	0	0	38
Patrick Christopher, g	5-14	3-9	2-2	5	3	15	2	1	0	4	40
D.J. Seeley	0-0	0-0	0-0	0	2	0	0	1	0	0	3
Brandon Smith	0-1	0-1	0-0	0	0	0	3	1	0	0	6
Nikola Knezevic	2-4	2-3	0-0	0	0	6	0	0	0	1	16
Omondi Amoke	0-1	0-0	0-0	1	5	0	0	1	0	0	9
Markhuri Sanders-Fri	0-1	0-0	3-4	1	2	3	0	0	0	0	8
Team				3							
Totals	28-62	10-27	12-17	34	23	78	16	13	3	6	200

New Mexico	Fg-a	3p-a	Ft-a	Reb	Pf	Pts	Ast	To	Bk	St	Min
A.J. Hardeman, f	2-4	0-0	4-4	6	2	8	0	1	1	2	27
Darlington Hobson, f	5-10	1-4	11-16	15	2	22	3	2	0	0	35
Roman Martinez, f	5-7	3-4	3-3	5	4	16	2	1	1	0	26
Dairese Gary, g	2-7	0-0	2-2	5	3	6	6	3	0	0	27
Phillip McDonald, g	4-14	4-12	3-6	3	1	15	1	1	0	1	31
Curtis Dennis	1-4	1-4	0-0	1	1	3	0	0	0	0	11
Chad Adams	0-1	0-1	0-0	2	1	0	0	1	0	0	5
Nate Garth	3-6	1-2	4-4	3	1	11	0	1	0	0	21
Jamal Fenton	2-4	1-3	0-0	1	2	5	0	2	0	0	13
Will Brown	0-1	0-0	0-0	1	2	0	0	1	0	0	4
Team 2 0 2											
Totals	24-58	11-30	27-35	44	19	86	12	13	2	3	200

Halftime: UNM 43, Cal 42. FG%: Cal 45.2, UNM 41.4. 3P%: Cal 37.0, UNM 36.7. FT%: UNM 77.1, Cal 70.6. Technical fouls: none. Officials: Hall, O'Neill, Vetkoetter. Attendance: 13,549

CALIFORNIA 82, IOWA STATE 63

Dec. 5, 2009 – Haas Pavilion – Berkeley, Calif.

Patrick Christopher and Omondi Amoke each recorded double-doubles, helping Cal defeat Iowa State, 82-63. Christopher finished with 20 points and 11 rebounds, while Amoke had 11 points and 14 boards. Jerome Randle (18) and Jorge Gutierrez (12) each reached double figures in scoring, as well. The Bears were up by five points with 15 minutes left in the game before going on a 10-0 run to give them a double-digit lead that they maintained the rest of the night. Christopher led the way in the second half for Cal, notching 16 of his 20 points.

Iowa State	Fg-a	3p-a	Ft-a	Reb	Pf	Pts	Ast	To	Bk	St	Min
Marquis Gilstrap, f	5-11	2-4	5-7	10	4	17	1	2	0	0	31
Craig Brackins, f	8-19	0-2	5-6	6	2	21	4	1	0	0	35
Justin Hamilton, c	1-2	0-0	1-2	1	3	3	0	0	1	0	22
Lucca Staiger, g	0-5	0-4	0-0	2	2	0	1	0	0	1	22
Diante Garrett, g	3-7	0-2	0-1	1	0	6	2	0	1	0	26
Dominique Buckley	1-2	0-1	0-0	0	0	2	0	0	0	0	2
Chris Colvin	0-2	0-1	0-0	2	0	0	1	2	0	1	14
Charles Boozer	0-6	0-2	2-2	4	0	2	0	1	0	0	11
Sc0 Christopherson	2-3	1-1	2-3	2	3	7	0	3	0	1	22
Alex Dorr	0-0	0-0	0-0	0	0	0	0	0	0	0	2
LaRon Dendy	2-5	0-0	1-2	2	0	5	1	1	1	0	13
Team				2							
Totals	22-62	3-17	16-23	32	14	63	10	11	3	3	200

California	Fg-a	3p-a	Ft-a	Reb	Pf	Pts	Ast	To	Bk	St	Min
Jamal Boykin, f	4-8	0-0	0-0	6	4	8	0	0	0	0	18
Max Zhang, c	3-3	0-0	1-2	3	2	7	1	1	2	1	21
Jorge Gutierrez, g	5-10	2-3	0-1	4	1	12	3	1	0	0	32
Jerome Randle, g	7-21	0-7	4-4	3	2	18	9	2	0	1	35
Patrick Christopher, g	8-18	2-6	2-4	11	0	20	2	2	0	0	35
D.J. Seeley	0-1	0-0	0-0	1	1	0	0	0	0	0	6
Brandon Smith	1-2	1-1	0-0	1	0	3	1	0	0	0	5
Nikola Knezevic	1-2	1-2	0-0	0	0	3	0	1	0	0	7
Bak Bak	0-0	0-0	0-0	1	0	0	0	0	1	0	2
Omondi Amoke	4-6	0-0	3-3	14	4	11	0	2	1	0	20
Markhuri Sanders Fri.	0-3	0-0	0-0	5	3	0	1	1	0	1	19
Team				2							
Totals	33-74	6-19	10-14	51	17	82	17	10	4	3	200

Halftime: Cal 38, ISU 31. FG%: Cal 44.6, ISU 35.5. 3P%: Cal 31.6, ISU 17.6. FT%: Cal 71.4, ISU 69.6. Technical fouls: none. Officials: Thornley, Littlewood, Spaulding. Attendance: 9,845



2009-10 CALIFORNIA BOX SCORES (cont.)

CALIFORNIA 79, PACIFIC 54

Dec. 9, 2009 – Stockton Arena – Stockton, Calif.

Patrick Christopher had game-high totals of 22 points and 10 rebounds, while Jerome Randle had 15 points and six assists for the Bears, who took command early in the first half and extended their lead throughout the game. Max Zhang swished two of his three baskets from outside the key. The Bears beat the Tigers in front of the largest home crowd in Pacific history. It was also the first basketball game every played at the Stockton Arena.

California	Fg-a	3p-a	Ft-a	Reb	Pf	Pts	Ast	To	Bk	St	Min
Jamal Boykin, f	6-8	0-0	3-3	6	1	15	1	0	0	1	27
Max Zhang, c	3-4	0-0	0-0	3	3	6	0	1	3	0	10
Jorge Gutierrez, g	3-4	2-2	0-0	5	2	8	3	0	0	1	30
Jerome Randle, g	5-13	3-9	2-2	0	1	15	6	4	0	1	32
Patrick Christopher, g	8-12	1-2	5-6	10	4	22	1	2	0	1	29
Nigel Carter	0-0	0-0	0-0	1	0	0	0	0	0	0	1
D.J. Seeley	0-1	0-0	0-0	2	1	0	1	1	0	0	9
Brandon Smith	0-2	0-0	0-0	0	0	0	2	0	0	0	7
Nikola Knezevic	1-2	1-1	0-0	0	0	3	0	0	0	0	2
Bak Bak	0-0	0-0	0-0	1	0	0	0	0	0	0	0
Omondi Amoke	1-2	0-0	0-0	5	0	2	0	0	0	0	15
Theo Robertson	4-8	0-1	0-0	3	3	8	0	3	1	0	22
Markhuri Sanders-Fri.	0-3	0-0	0-0	3	1	0	0	0	1	0	16
Team				6							
Totals	31-59	7-15	10-11	45	16	79	14	11	5	4	200

Pacific	Fg-a	3p-a	Ft-a	Reb	Pf	Pts	Ast	To	Bk	St	Min
Sam Williard, f	0-5	0-2	1-2	3	1	1	0	0	1	0	26
Ford, Joe Ford, f	1-1	0-0	0-0	3	2	2	1	1	2	0	26
Michael Nunnally, c	6-12	0-0	4-5	4	1	16	0	0	0	0	25
Demetre Young, g	2-5	0-1	0-0	0	0	4	2	0	0	2	26
Terrell Smith, g	3-7	0-1	0-1	4	3	6	2	2	0	0	31
Lavar Neufville	1-4	0-0	0-0	0	0	2	0	0	1	0	8
Andrew Ritchart	0-1	0-0	0-0	1	0	0	0	0	0	0	0
Nick Peterson	0-0	0-0	0-0	0	0	0	0	0	0	0	1
Pat Eveland	2-9	2-8	0-0	4	1	6	1	1	0	0	21
Allen Huddleston	1-8	0-7	0-0	2	2	2	0	1	1	0	14
Royal Edwards	2-3	2-3	0-0	1	0	6	0	1	0	0	8
Stephon Lamar	2-3	0-1	0-0	1	0	4	0	0	0	0	5
Jordan Turner	0-0	0-0	0-0	0	0	0	0	0	0	0	1
Nyika Williams	2-5	0-0	1-2	3	1	5	0	0	1	0	6
Everson Lacerda	0-3	0-0	0-0	1	0	0	0	0	0	0	2
Team				3					1		
Totals	22-66	4-23	6-10	30	11	54	6	7	6	2	200

Halftime: Cal 41, PAC 27. FG%: Cal 52.5, PAC 33.3. 3P%: Cal 46.7, PAC 17.4. FT%: Cal 90.9, PAC 60.0. Technical fouls: none. Officials: Cartmell, Chelette, Scott. Attendance: 8,704

KANSAS 84, CALIFORNIA 69

Dec. 22, 2009 – Allen Fieldhouse – Lawrence, Kan.

Cal gave top-ranked Kansas a run for its money, trailing by just one point at the half. Jamal Boykin posted his second double-double of the season with 15 points and a career-best 15 rebounds, while Patrick Christopher earned his third straight 20-point outing. The Bears led by as many as six in the first half, before the Jayhawks pulled away in the second half.

California	Fg-a	3p-a	Ft-a	Reb	Pf	Pts	Ast	To	Bk	St	Min
Jamal Boykin, f	7-13	0-0	1-1	15	3	15	2	2	0	2	37
Theo Robertson, f	5-11	2-3	1-2	3	2	13	1	0	0	0	32
Max Zhang, c	0-0	0-0	0-0	1	3	0	0	0	1	0	4
Jerome Randle, g	3-15	3-9	7-8	1	3	16	4	7	0	2	39
Patrick Christopher, g	9-18	1-5	2-4	5	1	21	0	3	0	0	36
Jorge Gutierrez	0-3	0-1	0-0	2	3	0	5	4	0	4	32
Omondi Amoke	1-2	0-0	1-1	2	2	3	0	0	0	0	6
Markhuri Sanders-Fri.	0-2	0-0	1-2	0	4	1	1	1	1	0	14
Team				4	0						
Totals	25-64	6-18	13-18	33	21	69	13	17	2	8	200

Kansas	Fg-a	3p-a	Ft-a	Reb	Pf	Pts	Ast	To	Bk	St	Min
Marcus Morris, f	4-8	0-1	6-8	7	2	14	0	1	1	0	31
Cole Aldrich, c	4-6	0-0	2-2	10	4	10	1	1	5	0	22
Xavier Henry, g	5-10	1-3	1-2	8	1	12	3	3	0	1	31
Sherron Collins, g	6-15	3-6	2-2	1	2	17	5	3	0	1	35
Tyshawn Taylor, g	6-8	1-3	0-0	2	3	13	7	1	0	2	28
Thomas Robinson	1-1	0-0	0-1	2	3	2	0	5	0	0	9
Brady Morningstar	3-4	1-2	0-1	0	1	7	7	2	0	2	21
Tyrel Reed	1-2	1-2	0-0	0	0	3	3	0	0	2	11
Elijah Johnson	0-0	0-0	0-0	0	0	0	0	0	0	0	1
Markieff Morris	3-6	0-0	0-1	7	4	6	1	2	1	0	11
Jordan Juenemann	0-0	0-0	0-0	0	0	0	0	0	0	0	0+
Chase Buford	0-0	0-0	0-0	0	0	0	0	0	0	0	0+
Team				2							
Totals	33-60	7-17	11-17	39	20	84	27	18	7	8	200

Halftime: KU 40, Cal 39. FG%: KU 55.0, Cal 39.1. 3P%: KU 41.2, Cal 33.3. FT%: Cal 72.2, KU 64.7. Technical fouls: none. Officials: Rastatter, Brill, Cutler. Attendance: 16,300

CALIFORNIA 85, UTAH VALLEY 51

Dec. 28, 2009 – Haas Pavilion – Berkeley, Calif.

Cal shot 56.9% from the floor, while holding Utah Valley to just 32.7% and blocked six shots en route to the 34-point win. Theo Robertson scored seven of the team's first nine points. To go with his 18 points, Patrick Christopher also had four steals.

Utah Valley	Fg-a	3p-a	Ft-a	Reb	Pf	Pts	Ast	To	Bk	St	Min
Jordan Swarbrick, f	5-12	4-4	1-2	4	2	15	4	1	1	0	28
Justin Baker, f	2-7	0-0	0-0	5	2	4	1	3	0	0	29
Jourdain Scoubes, c	1-6	0-4	0-0	0	3	2	0	0	0	0	25
Corey Claitt, g	1-7	0-1	3-4	1	1	5	2	2	0	1	28
Tyray Petty, g	3-8	1-4	0-0	1	1	7	1	1	1	1	27
Shawn Deadwiler	4-7	1-2	3-5	2	1	12	0	0	0	0	0
2Kevin Woods	0-0	0-0	0-0	0	0	0	0	1	0	0	0+
Eric Dearden	1-2	1-1	0-0	3	1	3	0	1	0	0	11
Aaron England	1-3	0-0	0-0	0	1	2	0	0	0	0	5
Nick Jensen	0-2	0-0	1-2	2	1	1	1	1	0	0	13
Rory Fannon	0-0	0-0	0-0	3	5	0	1	0	0	0	6
Jason Holm	0-1	0-0	0-0	0	1	0	0	1	0	0	6
Team				3							
Totals	18-55	7-16	8-13	24	19	51	10	11	2	2	200

California	Fg-a	3p-a	Ft-a	Reb	Pf	Pts	Ast	To	Bk	St	Min
Jamal Boykin, f	2-6	0-0	4-4	3	0	8	2	1	0	0	21
Theo Robertson, f	4-9	0-2	5-6	3	1	13	2	0	0	1	22
Markhuri Sanders-Fri, c	1-2	0-0	1-2	3	2	3	0	0	1	0	17
Jerome Randle, g	6-9	2-4	2-2	3	2	16	4	2	0	0	27
Patrick Christopher, g	8-14	0-3	2-3	4	0	18	2	0	0	4	29
Nigel Carter	1-1	0-0	0-0	0	0	2	0	0	0	0	3
D.J. Seeley	2-3	1-2	0-0	0	1	5	0	1	0	0	9
Jorge Gutierrez	3-3	1-1	0-0	4	3	7	2	0	0	0	18
Brandon Smith	0-1	0-0	0-0	2	1	0	1	2	0	0	13
Nikola Knezevic	1-1	0-0	0-0	1	0	2	0	1	0	0	10
Max Zhang	1-1	0-0	0-0	1	2	2	0	0	3	0	11
Bak Bak	0-1	0-1	0-0	5	1	0	0	0	2	0	5
Omondi Amoke	4-7	0-0	1-1	4	4	9	1	1	0	1	15
Team				5							
Totals	33-58	4-13	15-18	38	17	85	14	8	6	6	200

Halftime: Cal 40, UVU 26. FG%: Cal 56.9, UVU 32.7. 3P%: UVU 43.8, Cal 30.8. FT%: Cal 83.3, UVU 61.5. Technical fouls: none. Officials: Irving, Greenstein, Nixon. Attendance: 8,450

CALIFORNIA 87, UC SANTA BARBARA 66

Dec. 29, 2009 – Haas Pavilion – Berkeley, Calif.

Patrick Christopher's 25 points earned him MVP honors of the Golden Bear Classic. Markhuri Sanders-Frisonson set season bests in rebounds (10) and points (7). The Bears dominated the boards once again, garnering a 20-rebound differential (45-25).

UC Santa Barbara	Fg-a	3p-a	Ft-a	Reb	Pf	Pts	Ast	To	Bk	St	Min
James Nunnally, f	3-7	1-2	3-4	0	1	10	0	3	0	0	30
Orlando Johnson, f	6-14	1-6	4-5	7	0	17	10	2	3	0	32
Jaime Serna, c	0-8	0-0	0-0	1	1	0	0	2	0	1	18
Paul Roemer, g	1-4	1-2	0-0	1	1	3	0	1	0	1	15
Will Brew, g	3-4	3-4	0-0	1	3	9	4	1	0	1	23
Chris Chris	3-4	0-0	1-2	3	0	7	2	0	0	1	14
Jordan Weiner	0-0	0-0	0-0	0	0	0	0	0	0	0	3
Justin Joyner	0-0	0-0	0-0	0	2	0	2	1	0	0	9
Sam Phippen	0-1	0-1	0-0	0	0	0	0	0	0	0	3
Lucas Devenny	0-2	0-0	0-0	3	2	0	2	0	0	0	8
Jon Pastorek	1-4	0-1	0-0	0	0	2	0	0	0	0	7
James Powell	2-4	2-3	0-0	0	4	6	0	0	0	0	17
Greg Somogyi	6-9	0-0	0-0	8	1	12	0	0	3	1	21
Team				1							
Totals	25-61	8-19	8-11	25	15	66	20	10	6	5	200

California	Fg-a	3p-a	Ft-a	Reb	Pf	Pts	Ast	To	Bk	St	Min
Jamal Boykin, f	4-9	0-0	0-0	6	1	8	1	0	1	0	28
Theo Robertson, f	4-8	1-3	1-2	2	1	10	3	0	0	1	25
Markhuri Sanders-Fri, c	3-4	0-0	1-2	10	2	7	3	1	2	1	24
Jerome Randle, g	7-10	6-8	3-3	1	2	23	3	6	0	0	29
Patrick Christopher, g	11-17	1-2	2-2	5	1	25	1	1	0	2	26
Nigel Carter	0-1	0-1	1-2	0	1	1	0	0	0	0	4
D.J. Seeley	0-0	0-0	0-0	1	0	0	0	1	0	0	4
Jorge Gutierrez	2-2	1-1	1-1	5	1	6	5	1	0	0	22
Brandon Smith	0-1	0-0	0-2	1	1	0	0	0	0	1	9
Nikola Knezevic	1-4	0-2	0-0	1	1	2	1	2	0	0	9
Max Zhang	0-2	0-0	1-6	3	0	1	0	0	2	0	12
Bak Bak	2-2	0-0	0-0	3	0	4	0	0	1	0	3

2009-10 CALIFORNIA BOX SCORES (cont.)

CALIFORNIA 92, STANFORD 66

Jan. 2, 2010 – Haas Pavilion – Berkeley, Calif.

Cal's 26-point victory over Stanford was the largest in nearly 24 years over Stanford, since the Bears defeated the Cardinal, 81-53, on Feb. 15, 1986. The 92 points were the most Cal scored against Stanford since 1977. Jerome Randle had 24 points on just 11 shots, while Max Zhang set a career high with 13 points while defending Stanford's Landry Fields. The Bears shot 59.6 percent (34-57) from the field, the highest field goal percentage since Jan. 24, 2009, when they made 66.7 percent (30-45) of their attempts.

Stanford	Fg-a	3p-a	Ft-a	Reb	Pf	Pts	Ast	To	Bk	St	Min
Landry Fields, f	9-24	0-5	2-8	10	1	20	4	3	0	1	38
Andrew Zimmerman, f	1-3	0-0	0-0	2	3	2	0	2	0	0	13
Jack Trotter, f	2-6	0-0	0-0	5	2	4	0	0	0	0	21
Jarrett Mann, g	0-1	0-1	3-4	2	2	3	3	3	0	0	27
Jeremy Green, g	7-14	2-8	7-8	2	2	23	1	2	0	0	37
Drew Shiller	2-2	1-1	0-0	2	4	5	3	0	0	1	21
Emmanuel Igbinosa	2-5	0-3	0-1	0	2	4	1	2	0	0	11
Matei Daian	0-2	0-0	0-0	2	2	0	0	0	0	0	12
Gabriel Harris	0-0	0-0	0-0	0	1	0	0	0	0	0	5
Da'Veed Dildy	2-4	0-1	1-2	1	0	5	3	0	0	0	8
Elliott Bullock	0-0	0-0	0-0	0	3	0	0	1	0	0	7
Team				5							
Totals	25-61	3-19	13-23	31	22	66	15	13	0	2	200

California	Fg-a	3p-a	Ft-a	Reb	Pf	Pts	Ast	To	Bk	St	Min
Jamal Boykin, f	4-7	0-0	0-0	2	2	8	0	0	0	1	24
Theo Robertson, f	5-8	0-0	0-1	6	2	10	4	4	0	1	35
Markhuri Sanders-Fri, c	1-2	0-0	1-2	4	3	3	1	1	0	1	12
Jerome Randle, g	8-11	3-4	5-6	2	1	24	7	6	0	0	35
Patrick Christopher, g	3-9	0-3	1-1	6	4	7	1	1	0	0	29
Nigel Carter	1-1	0-0	0-0	0	0	2	0	0	0	0	2
D.J. Seeley	1-1	0-0	0-0	1	1	2	1	0	0	0	4
Jorge Gutierrez	0-0	0-0	0-0	1	1	0	0	0	0	0	5
Brandon Smith	1-2	0-0	4-5	2	0	6	1	1	0	0	5
Nikola Knezevic	1-2	1-1	2-2	0	1	5	1	0	0	1	13
Max Zhang	5-7	0-0	3-5	4	2	13	0	0	3	0	18
Omondi Aмоke	4-7	0-0	4-6	5	5	12	0	0	0	1	18
Team				2							
Totals	34-57	4-8	20-28	35	22	92	16	13	3	5	200

Halftime: Cal 45, STAN 25. FG%: Cal 59.6, STAN 41.0. 3P%: Cal 50.0, STAN 15.8. FT%: Cal 71.4, STAN 56.5. Technical fouls: none. Officials: Thornley, Kennedy, Greenstein. Attendance: 10,758

UCLA 76, CALIFORNIA 75

Jan. 6, 2010 – Haas Pavilion – Berkeley, Calif.

Michael Roll picked up a loose ball and scored from 13 feet out with 1.9 seconds remaining in overtime, lifting UCLA over Cal. Theo Robertson scored 24 points en route to recording his 1,000th career point. Cal led by as many as 12, including by eight at the half. Jerome Randle, who only finished with 11 points, hit a three-pointer near the end of regulation, one of just two for the Bears in the game, to send the contest into overtime.

UCLA	Fg-a	3p-a	Ft-a	Reb	Pf	Pts	Ast	To	Bk	St	Min
Reeves Nelson, f	4-8	0-0	7-14	3	2	15	0	2	2	1	32
Tyler Honeycutt, f	1-3	0-0	0-0	10	0	2	0	1	0	0	29
Nikola Dragovic, c	6-13	4-9	2-2	3	4	18	3	3	0	0	35
Malcolm Lee, g	1-7	0-3	4-6	6	2	6	7	4	1	1	36
Michael Roll, g	8-13	3-6	0-0	2	0	19	6	3	0	0	41
Jerime Anderson	4-6	2-2	1-2	4	3	11	2	4	0	0	29
Mustafa Abdul-Hamid	0-0	0-0	0-0	0	0	0	0	0	0	0	0+
James Keefe	0-0	0-0	0-1	1	1	0	0	0	1	0	11
Brendan Lane	1-2	0-0	1-1	2	0	3	0	0	2	1	8
J'mison Morgan	1-1	0-0	0-0	1	1	2	0	0	1	0	4
Team				3							
Totals	26-53	9-20	15-26	35	13	76	18	17	7	3	225

California	Fg-a	3p-a	Ft-a	Reb	Pf	Pts	Ast	To	Bk	St	Min
Jamal Boykin, f	4-9	0-1	0-0	6	2	8	2	2	0	0	28
Theo Robertson, f	7-15	1-5	9-10	7	3	24	3	4	0	0	43
Markhuri Sanders-Fri, c	3-5	0-0	1-1	3	3	7	1	0	1	0	22
Jerome Randle, g	5-16	1-8	0-0	3	0	11	2	0	0	1	41
Patrick Christopher, g	7-17	0-3	0-0	9	3	14	4	1	1	4	43
D.J. Seeley	0-0	0-0	0-0	0	0	0	1	0	0	1	5
Brandon Smith	0-0	0-0	1-2	1	2	1	4	1	0	0	8
Nikola Knezevic	0-1	0-1	0-0	0	2	0	0	0	0	0	4
Max Zhang	0-0	0-0	0-0	1	2	0	0	0	1	0	9
Omondi Aмоke	5-7	0-0	0-1	1	5	10	1	1	0	0	22
Team				3							
Totals	31-70	2-18	11-14	34	22	75	18	9	3	6	225

Halftime: Cal 34, UCLA 26. FG%: UCLA 49.1, Cal 44.3. 3P%: UCLA 45.0, Cal 11.1. FT%: Cal 78.6, UCLA 57.7. Technical fouls: none. Officials: Reed, Padilla, Scyphers. Attendance: 10,005

CALIFORNIA 67, USC 59

Jan. 9, 2010 – Haas Pavilion – Berkeley, Calif.

Jerome Randle scored 21 points, while Theo Robertson had 20 of his own, and Cal was able to come back and beat USC, 67-59, to close out a five-game homestand. The Bears clamped down on defense, led by the hustle of Nikola Knezevic. USC led by as many as seven half way through the second half before Cal went on a 24-9 run to end the game. Robertson added a team-high seven rebounds and Randle led all players with five assists. The Bears shot 21-for-24 from the free throw line, and improved to 9-1 at Haas Pavilion this season.

USC	Fg-a	3p-a	Ft-a	Reb	Pf	Pts	Ast	To	Bk	St	Min
Marcus Johnson, f	3-7	0-1	0-0	3	2	6	4	1	2	0	35
Alex Stepheson, f	6-13	0-0	0-1	7	4	12	0	3	1	0	29
Nikola Vucevic, c	5-8	1-3	0-0	8	4	11	0	2	1	1	31
Dwight Lewis, g	8-16	2-5	2-2	2	1	20	2	1	0	1	36
Mike Gerrity, g	2-8	0-1	0-0	0	3	4	0	0	1	0	32
Leonard Washington	1-4	0-1	1-2	4	4	3	1	3	0	3	19
Donte Smith	1-2	1-2	0-0	0	0	3	1	1	0	0	8
Marcus Simmons	0-0	0-0	0-0	2	3	0	0	0	0	0	10
Team				1							
Totals	26-58	4-13	3-5	27	21	59	8	11	5	5	200

California	Fg-a	3p-a	Ft-a	Reb	Pf	Pts	Ast	To	Bk	St	Min
Jamal Boykin, f	3-7	0-0	2-2	5	2	8	1	2	0	1	33
Theo Robertson, f	5-10	1-2	9-10	7	1	20	2	2	0	0	40
Markhuri Sanders-Fri, c	2-3	0-0	0-0	2	3	4	0	1	0	0	12
Jerome Randle, g	7-13	1-2	6-6	4	2	21	5	4	0	0	37
Patrick Christopher, g	2-7	0-1	2-2	5	1	6	1	2	0	0	33
Brandon Smith	0-0	0-0	0-0	0	0	0	0	1	0	0	2
Nikola Knezevic	1-3	0-2	0-0	1	0	2	0	0	0	0	14
Max Zhang	1-2	0-0	1-2	2	1	3	0	0	0	0	18
Omondi Aмоke	1-2	0-0	1-2	2	0	3	0	0	0	0	11
Team				3							
Totals	22-47	2-7	21-24	31	10	67	9	12	0	1	200

Halftime: Cal 30, USC 27. FG%: Cal 46.8, USC 44.8. 3P%: USC 30.8, Cal 28.6. FT%: Cal 87.5, USC 60.0. Technical fouls: none. Officials: Spaulding, Hicks, Ramos. Attendance: 9,930

CALIFORNIA 93, WASHINGTON STATE 88

Jan. 14, 2010 – Friel Court – Pullman, Wash.

Jerome Randle scored a career-high 39 points, as Cal held on for a 93-88 victory at Washington State. The Bears jumped out of the gate at the outset of the contest, taking a 20-point lead in the first eight minutes. Randle scored his 1,500th career point, while Patrick Christopher scored his 1,400th career point, part of his 21 on the night. Randle's seven treys was one shy of his personal high. His 39 points were the most points scored in a game since Leon Powe posted 41 in 2006. The Cougars constantly rallied to cut into Cal's leads, but the Bears never let them take the lead. Finishing 20-for-25 on the night, Cal made 7-of-10 free throws in the final two minutes.

California	Fg-a	3p-a	Ft-a	Reb	Pf	Pts	Ast	To	Bk	St	Min
Jamal Boykin, f	6-9	0-0	4-6	5	1	16	2	1	0	1	35
Omondi Aмоke, f	1-4	0-0	0-2	7	3	2	1	1	0	0	30
Theo Robertson, f	5-11	3-5	0-0	5	2	13	4	1	1	0	33
Jerome Randle, g	11-18	7-12	10-11	5	3	39	9	3	0	2	40+
Patrick Christopher, g	7-13	1-1	6-6	4	3	21	2	0	0	1	35
D.J. Seeley	0-2	0-1	0-0	1	1	0	2	2	0	1	11
Brandon Smith	0-0	0-0	0-0	0	0	0	0	0	0	0	0+
Nikola Knezevic	0-2	0-1	0-0	0	1	0	0	1	0	0	8
Max Zhang	1-1	0-0	0-0	1	3	2	0	1	1	2	8
Team				5							
Totals	31-60	11-20	20-25	33	17	93	20	12	2	7	200

Washington State	Fg-a	3p-a	Ft-a	Reb	Pf	Pts	Ast	To	Bk	St	Min
DeAngelo Casto, f	3-7	0-0	0-0	4	3	6	2	4	1	1	33
Abe Lodwick, f	1-1	1-1	0-0	4	0	3	1	0	1	0	14
Marcus Capers, g	4-6	0-0	1-1	3	3	9	2	2	0	2	35
Klay Thompson, g	6-16	2-10	4-4	6	4	18	1	4	1	0	34
Reggie Moore, g	7-14	2-5	9-10	1	3	25	5	1	0	2	29
Nikola Koprivica	6-9	3-6	0-0	8	2	15	1	1	0	1	26
Xavier Thames	5-7	0-1	0-2	1	0	10	0	0	0	0	17
James Watson	1-4	0-0	0-0	2	3	2	0	2	1	0	12
Team				4							
Totals	33-64	8-23	14-17	33	18	88	12	14	4	6	200

Halftime: Cal 41, WSU 37. FG%: Cal 51.7, WSU 51.6. 3P%: Cal 55.0, WSU 34.8. FT%: WSU 82.4, Cal 80.0. Technical fouls: none. Officials: Burkhart, Giron, McAllister. Attendance: 8,277



2009-10 CALIFORNIA BOX SCORES (cont.)

WASHINGTON 84, CALIFORNIA 69

Jan. 16, 2010 – Bank of America Arena – Seattle, Wash.

Cal suffered its second conference loss when it fell to Washington in a Saturday contest that started at 11 a.m. Patrick Christopher tossed in 28 points, and D.J. Seeley notched a career high with 11 points. Jerome Randle was held scoreless in the first half. Although Cal missed 18 free throws, after entering the game with season percentage of 75.0, the 32 made free throws was a season high for the team.

California	Fg-a	3p-a	Ft-a	Reb	Pf	Pts	Ast	To	Bk	St	Min
Jamal Boykin, f	2-3	0-0	2-2	3	2	6	0	1	1	0	19
Omondi Amoke, f	0-3	0-1	2-4	4	2	2	1	1	0	0	14
Theo Robertson, f	1-7	1-4	4-6	4	2	7	1	2	0	1	32
Jerome Randle, g	2-9	1-6	0-0	2	4	5	1	8	0	0	29
Patrick Christopher, g	6-16	2-7	14-18	8	1	28	2	2	0	4	36
Nigel Carter	0-0	0-0	1-2	0	0	1	0	0	0	0	2
D.J. Seeley	3-5	1-1	4-5	2	2	11	0	0	0	0	16
Brandon Smith	0-1	0-0	0-2	3	0	0	2	3	0	1	17
Nikola Knezevic	1-1	0-0	1-2	0	2	3	0	1	0	0	10
Max Zhang	0-0	0-0	3-7	4	2	3	0	0	3	0	12
Markhuri Sanders-Fri	1-3	0-0	1-2	1	3	3	1	3	0	1	13
Team				7	1			1			
Totals	16-48	5-19	32-50	38	21	69	8	22	4	7	200

Washington	Fg-a	3p-a	Ft-a	Reb	Pf	Pts	Ast	To	Bk	St	Min
Justin Holiday, f	3-4	0-0	0-0	2	2	6	1	0	0	1	20
Tyrese Breshers, f	1-9	0-0	0-0	6	3	2	0	1	0	0	10
Isaiah Thomas, g	5-13	2-5	8-10	6	3	20	3	3	0	2	31
Abdul Gaddy, g	2-4	0-0	0-0	1	4	4	5	2	0	0	20
Quincy Pondexter, g	7-15	0-0	11-11	5	3	25	2	1	0	0	30
Venoy Overton	2-5	0-2	0-0	2	1	4	3	0	0	0	22
Matt Bryan-Amaning	5-7	0-0	0-2	7	3	10	0	2	1	1	21
Clarence Trent	0-2	0-0	0-0	3	2	0	0	1	0	0	6
Scott Suggs	2-6	1-4	1-1	4	3	6	1	2	0	1	20
Elston Turner	1-4	1-3	0-0	1	2	3	0	2	0	1	10
Brendan Sherrer	0-1	0-0	0-0	0	0	0	0	0	0	0	2
Darnell Gant	2-4	0-0	0-0	1	3	4	0	0	1	0	8
Team				4							
Totals	30-74	4-14	20-24	42	29	84	15	14	2	6	200

Halftime: UW 50, Cal 31. FG%: UW 40.5, Cal 33.3 3P%: UW 28.6, Cal 26.3 FT%: UW 83.3, Cal 64.0. Technical fouls: Cal-TEAM. Officials: Thornley, Batsell, Harvey III. Attendance: 9,987

CALIFORNIA 89, OREGON 57

Jan. 21, 2010 – Haas Pavilion – Berkeley, Calif.

After Oregon scored the first basket of the game, Cal took the lead and never looked back. Patrick Christopher scored 21 points – all in the first half. Cal led by as many as 36, and the 32-point victory tied the series record for largest margin of victory. It was also Cal's first 30-point Pac-10 victory since 2006. D.J. Seeley tied his career high with 11 points for the second straight game. The Bears earned 20 points off of turnovers to the Ducks' eight.

Oregon	Fg-a	3p-a	Ft-a	Reb	Pf	Pts	Ast	To	Bk	St	Min
E.J. Singler, f	2-3	0-1	0-0	2	0	4	1	1	1	0	17
Michael Dunigan, c	3-8	0-0	3-4	10	3	9	0	4	2	2	27
Malcolm Armstead, g	4-10	0-2	1-3	3	2	9	1	2	1	0	26
Tajuan Porter, g	3-9	0-5	0-0	3	1	6	2	1	0	0	29
LeKendric Longmire, g	0-9	0-1	2-2	4	2	2	1	1	0	0	18
Garrett Sim	1-4	0-3	0-0	0	4	2	3	1	0	1	16
Matthew Humphrey	1-3	1-2	0-0	1	3	3	1	0	1	0	11
Jamil Wilson	3-3	0-0	0-0	5	2	6	1	1	0	0	13
Drew Wiley	0-3	0-2	0-0	1	1	0	0	1	1	0	12
Jeremy Jacob	6-6	0-0	1-2	2	2	13	0	2	0	0	13
Teondre Williams	1-5	0-2	0-2	1	0	2	0	0	0	0	10
Josh Crittle	0-0	0-0	1-2	2	1	1	0	0	0	0	8
Team				2							
Totals	24-63	1-18	8-15	36	21	57	10	14	6	3	200

California	Fg-a	3p-a	Ft-a	Reb	Pf	Pts	Ast	To	Bk	St	Min
Jamal Boykin, f	3-3	0-0	4-4	4	1	10	2	1	0	2	25
Omondi Amoke, f	2-5	0-0	0-2	11	3	4	0	0	0	1	27
Theo Robertson, f	6-11	3-4	3-4	6	2	18	4	1	0	2	29
Jerome Randle, g	5-14	1-5	0-0	3	2	11	4	2	0	0	26
Patrick Christopher, g	7-13	2-3	5-5	6	0	21	1	1	0	1	29
Nigel Carter	1-3	0-2	0-0	1	0	2	0	0	0	0	5
D.J. Seeley	4-6	1-2	2-3	4	0	11	0	0	0	0	14
Brandon Smith	0-1	0-0	2-6	1	2	2	1	1	0	0	17
Nikola Knezevic	1-3	0-1	0-0	0	0	2	1	1	0	1	12
Max Zhang	1-2	0-0	4-5	2	2	6	1	2	1	0	12
Markhuri Sanders-Fri	1-2	0-0	0-0	0	2	2	0	1	0	0	4
Team				4							
Totals	31-63	7-17	20-29	42	14	89	14	10	1	7	200

Halftime: Cal 48, UO 21. FG%: Cal 49.2, UO 38.1. 3P%: Cal 41.2, UO 5.6. FT%: Cal 69.0, UO 53.3. Technical fouls: none. Officials: Hall, Burkhart, Walker. Attendance: 8,535

CALIFORNIA 65, OREGON STATE 61

Jan. 23, 2010 – Haas Pavilion – Berkeley, Calif.

It was a tale of two halves when Cal held on to defeat Oregon State at Haas Pavilion. The Bears and Beavers went into halftime tied at 28, as neither team shot well from the floor. A 15-6 run at the start of the second half gave Cal a decent lead that it held on to for most of the half. OSU made it close at the end of the game, cutting the deficit down to two (63-61), but the Bears held on for the win with two game-clinching free throws from Theo Robertson. It was Cal's first win over the Beavers in two years, after the Bears had won the previous seven meetings.

Oregon State	Fg-a	3p-a	Ft-a	Reb	Pf	Pts	Ast	To	Bk	St	Min
Kevin McShane, f	1-2	0-1	0-0	0	2	2	0	0	0	1	9
Seth Tarver, f	3-7	0-0	0-1	8	3	6	3	3	0	1	38
Roeland Schaftenaar, c	2-8	0-3	1-2	4	2	5	6	2	0	1	35
Jared Cunningham, g	5-7	0-1	8-11	2	3	18	2	1	0	2	29
Calvin Haynes, g	10-14	2-3	3-4	1	1	25	0	2	0	1	32
Josh Tarver	0-1	0-0	0-0	0	0	0	2	0	0	0	15
Joe Burton	2-7	0-0	1-2	6	3	5	1	0	0	0	20
Omari Johnson	0-3	0-1	0-0	2	0	0	0	0	0	0	3
Daniel Deane	0-2	0-1	0-0	4	1	0	0	3	0	0	12
Lathen Wallace	0-1	0-1	0-0	1	1	0	0	0	0	0	7
Team				4				1			
Totals	23-52	2-11	13-20	32	16	61	14	12	0	6	200

California	Fg-a	3p-a	Ft-a	Reb	Pf	Pts	Ast	To	Bk	St	Min
Jamal Boykin, f	6-12	0-0	0-0	9	0	12	2	0	0	1	35
Omondi Amoke, f	4-5	0-1	1-3	3	3	9	0	0	0	0	21
Theo Robertson, f	5-7	2-4	2-2	5	4	14	3	2	0	0	27
Jerome Randle, g	4-13	0-6	6-6	3	1	14	5	7	0	2	38
Patrick Christopher, g	3-6	2-4	0-0	3	4	8	0	2	1	2	38
D.J. Seeley	1-5	0-3	0-0	3	0	2	0	0	0	0	13
Jorge Gutierrez	0-0	0-0	1-2	1	0	1	1	0	0	0	4
Brandon Smith	0-1	0-0	0-0	0	0	0	1	0	0	0	3
Nikola Knezevic	0-0	0-0	1-3	0	0	1	0	0	0	1	5
Markhuri Sanders-Fri	2-3	0-0	0-0	1	4	4	2	1	0	1	16
Team				2							
Totals	25-52	4-18	11-16	32	16	65	14	12	1	7	200

Halftime: Cal 28, OSU 28. FG%: Cal 48.1, OSU 44.2. 3P%: Cal 22.2, OSU 18.2 FT%: Cal 68.8, OSU 65.0. Technical fouls: none. Officials: Harris, Brill, White. Attendance: 8,535

CALIFORNIA 78, ARIZONA STATE 70

Jan. 28, 2010 – Wells Fargo Arena – Tempe, Ariz.

Jamal Boykin recorded a career high in scoring with his 25 points and grabbed 10 rebounds for his third double-double of the season to lead Cal to an eight-point victory at Arizona State. Cal led by as many as 16 in the second half before the Sun Devils dwindled it down to one. Jorge Gutierrez nailed a late three-pointer to help seal the win. The Bears shot a perfect 14-for-14 from the free throw line to set a school record for most attempts without a miss. Jerome Randle joined Boykin with 25 points, earning his 10th 20-point outing of the campaign and the 29th of his collegiate career.

California	Fg-a	3p-a	Ft-a	Reb	Pf	Pts	Ast	To	Bk	St	Min
Jamal Boykin, f	10-13	0-0	5-5	10	2	25	1	0	1	0	37
Omondi Amoke, f	0-2	0-0	0-0	2	1	0	0	0	0	0	10
Theo Robertson, f	0-4	0-3	0-0	3	1	0	1	4	0	0	37
Jerome Randle, g	10-16	4-7	1-1	2	1	25	4	2	0	2	39
Patrick Christopher, g	6-13	3-7	6-6	8	2	21	3	1	0	3	38
D.J. Seeley	0-1	0-1	2-2	2	1	2	1	2	0	0	11
Jorge Gutierrez	1-5	1-2	0-0	3	2	3	4	4	0	0	17
Nikola Knezevic	0-0	0-0	0-0	0	0	0	1	1	0	1	5
Max Zhang	1-1	0-0	0-0	3	1	2	0	0	0	0	6
Team				0							
Totals	28-55	8-20	14-14	33	11	78	15	14	1	6	200

Arizona State	Fg-a	3p-a	Ft-a	Reb	Pf	Pts	Ast	To	Bk	St	Min
Rihards Kuksiks, f	3-8	1-3	0-0	2	2	7	2	1	0	1	28
Eric Boateng, c	9-15	0-0	1-1	13	2	19	1	3	2	0	32
Ty Abbott, g	7-14	5-11	1-2	8	2	20	4	3	0	3	38
Derek Glasser, g	2-9	0-2	0-0	1	0	4	5	1	0	1	28
Trent Lockett, g	5-8	0-1	5-7	6	3	15	1	0	1	2	30
Victor Rudd	2-4	1-3	0-0	2	1	5	0	0	0	1	6
Ruslan Patee	0-1	0-0	0-0	1	0	0	0	0	0	0	7
Demetrius Walker	0-7	0-3	0-0	0	2	0	3	3	0	1	20
Jerren Shipp	0-1	0-0	0-0	2	2	0	0	0	0	0	11
Team				0							
Totals	28-67	7-23	7-10	35	14	70	16	11	3	9	200

Halftime: Cal 40, ASU 33. FG%: Cal 50.9, ASU 41.8. 3P%: Cal 40.0, ASU 30.4 FT%: Cal 100.0, ASU 70.0. Technical fouls: none. Officials: Reed, Padilla, Ramos. Attendance: 8,416



2009-10 CALIFORNIA BOX SCORES (cont.)

ARIZONA 76, CALIFORNIA 72

Jan. 31, 2010 – McKale Center – Tucson, Ariz.

Theo Robertson recorded a career-best 27 points, but it wasn't enough for Cal to hold off Arizona. Nic Wise made a late basket and converted on the free throw for a three-point play in the final minute of the game to give the Wildcats the eventual victory. It was Robertson's ninth career 20-point outing. It was also just the second time in the 15 games this season that Cal led at halftime, but went on to lose the game. Jerome Randle and Patrick Christopher each scored 15 points, but the duo went a combined 3-for-15 from three-point range.

California	Fg-a	3p-a	Ft-a	Reb	Pf	Pts	Ast	To	Bk	St	Min
Jamal Boykin, f	1-5	0-0	0-0	6	1	2	1	2	1	0	31
Omondi Aмоke, f	4-5	0-0	0-4	4	1	8	0	1	0	1	32
Theo Robertson, f	7-13	3-5	10-10	6	5	27	3	2	0	0	35
Jerome Randle, g	5-14	1-8	4-4	1	3	15	6	4	0	0	35
Patrick Christopher, g	5-19	2-7	3-3	8	2	15	2	1	0	3	37
D.J. Seeley	0-1	0-0	0-0	0	1	0	0	0	0	0	1
Jorge Gutierrez	0-2	0-0	2-2	0	3	2	2	1	0	1	10
Brandon Smith	0-0	0-0	0-0	0	0	0	0	0	0	0	3
Nikola Knezevic	0-0	0-0	0-0	1	0	0	0	1	0	0	5
Max Zhang	1-2	0-0	1-1	4	2	3	0	0	3	0	11
Team				6							
Totals	23-61	6-20	20-24	36	18	72	14	12	4	5	200

Arizona	Fg-a	3p-a	Ft-a	Reb	Pf	Pts	Ast	To	Bk	St	Min
Kevin Parrom, f	2-4	1-3	1-2	7	3	6	5	1	2	1	30
Derrick Williams, f	5-11	0-1	5-6	11	0	15	2	3	0	1	34
Jamelle Horne, f	2-6	1-4	0-0	1	3	5	4	0	0	0	32
Nic Wise, g	8-16	5-8	9-9	3	2	30	0	1	0	3	
35KYLE FOGG, g	4-11	1-4	0-0	2	3	9	2	3	1	2	28
Kyril Natyazhko	0-1	0-0	0-0	1	0	0	0	1	0	0	6
Lamont Jones	3-6	0-0	4-4	3	0	10	1	2	0	0	17
Brendon Lavender	0-0	0-0	0-0	0	0	0	0	0	0	0	4
Solomon Hill	0-1	0-0	1-2	2	5	1	0	0	0	0	14
Team				4							
Totals	24-56	8-20	20-23	34	16	76	14	11	3	7	200

Halftime: Cal 34, UA 32. FG%: UA 42.9, Cal 37.7. 3P%: UA 40.0, Cal 30.0 FT%: UA 87.0, Cal 83.3. Technical fouls: none. Officials: Harris, McCall, Batsell. Attendance: 14,629

USC 66, CALIFORNIA 63

Feb. 4, 2010 – Galen Center – Los Angeles, Calif.

After jumping out to a 30-17 lead in the first half, USC went on a 25-0 run that extended into the second half, as the Trojans defeated Cal, 66-63. Jerome Randle led all players with 29 points. One of his six three-pointers set the school record for most career three-pointers made in a career, and two of his treys snapped the Trojans' scoring surge. Jorge Gutierrez paced Cal with eight rebounds to his career high. With USC up by as many as 12 in the second half, Cal chipped away at the lead before eventually reclaiming it. The teams traded the lead in the final five minutes until Mike Gerrity hit two crucial three-pointers in the final two minutes.

California	Fg-a	3p-a	Ft-a	Reb	Pf	Pts	Ast	To	Bk	St	Min
Jamal Boykin, f	4-6	0-0	0-0	1	1	8	1	1	1	0	23
Omondi Aмоke, f	1-3	0-0	0-0	3	4	2	1	0	0	0	16
Theo Robertson, f	2-5	1-2	3-6	7	1	8	0	5	0	1	37
Jerome Randle, g	9-22	6-12	5-7	3	0	29	2	3	0	2	39
Patrick Christopher, g	4-13	1-6	2-2	4	3	11	3	1	0	0	36
Jorge Gutierrez	2-8	0-1	1-1	8	3	5	0	3	0	2	27
Nikola Knezevic	0-0	0-0	0-0	0	0	0	0	0	0	0	3
Max Zhang	0-0	0-0	0-0	0	2	0	0	0	1	0	5
Markhuri Sanders-Fri	0-0	0-0	0-0	1	4	0	0	0	0	1	14
Team				4							
Totals	22-57	8-21	11-16	31	18	63	7	13	2	6	200

USC	Fg-a	3p-a	Ft-a	Reb	Pf	Pts	Ast	To	Bk	St	Min
Marcus Johnson, f	2-6	0-0	4-6	2	4	8	3	2	0	2	35
Alex Stepheson, f	4-8	0-0	2-4	8	0	10	1	0	3	0	20
Nikola Vucevic, c	3-6	0-2	4-6	10	1	10	0	1	0	1	24
Dwight Lewis, g	4-13	2-7	3-5	6	3	13	1	7	1	2	35
Mike Gerrity, g	4-7	3-4	1-2	3	1	12	2	2	0	1	34
Leonard Washington	3-8	0-0	0-0	3	0	6	1	2	1	2	18
Donte Smith	0-0	0-0	0-0	1	1	0	0	2	0	0	6
Marcus Simmons	2-3	1-2	2-4	4	4	7	3	2	0	1	28
Team				2							
Totals	22-51	6-15	16-27	39	14	66	11	18	5	9	200

Halftime: Cal 30, USC 27. FG%: USC 43.1, Cal 38.6. 3P%: USC 40.0, Cal 38.1 FT%: Cal 68.8, USC 59.3. Technical fouls: none. Officials: Littlewood, Scyphers, Batsell. Attendance: 7,412

CALIFORNIA 72, UCLA 58

Feb. 6, 2010 – Pauley Pavilion – Los Angeles, Calif.

Patrick Christopher and Theo Robertson each posted 20 points, as California came back from early first-half deficit and defeated UCLA to snap a six-game losing streak against the Bruins. The 14-point win was the largest at Pauley Pavilion since 1992-93. The Bruins jumped out to a 22-8 lead before Cal enjoyed runs of 26-6 and 18-4. Robertson hit a three-pointer with a minute-and-a-half left in the first half to give the Bears a lead they would never give it up. UCLA cut the deficit to three after the break, but Cal quickly extinguished the rally and went up by as many as 13 to preserve the win.

California	Fg-a	3p-a	Ft-a	Reb	Pf	Pts	Ast	To	Bk	St	Min
Jamal Boykin, f	3-6	0-0	0-0	5	3	6	0	1	0	1	20
Theo Robertson, f	8-13	3-6	1-2	1	1	20	4	3	0	0	38
Jorge Gutierrez, g	2-4	0-1	0-0	4	3	4	2	3	0	1	23
Jerome Randle, g	5-11	4-10	0-0	1	1	14	6	3	0	0	40
Patrick Christopher, g	8-13	3-7	1-2	5	0	20	4	2	0	2	37
Omondi Aмоke	0-1	0-0	2-4	6	4	2	0	2	0	0	17
Markhuri Sanders-Fri	3-5	0-0	0-0	6	3	6	0	0	0	1	25
Team				3							
Totals	29-53	10-24	4-8	31	15	72	16	14	0	5	200

UCLA	Fg-a	3p-a	Ft-a	Reb	Pf	Pts	Ast	To	Bk	St	Min
James Keefe, f	2-3	0-0	0-0	3	1	4	2	0	0	0	19
Tyler Honeycutt, f	3-7	0-0	3-4	6	1	9	2	4	0	1	35
Nikola Dragovic, f	1-8	0-4	5-8	2	2	7	1	1	2	0	31
Malcolm Lee, g	3-4	0-0	1-2	5	1	7	2	5	0	2	38
Michael Roll, g	9-14	4-8	0-0	3	0	22	4	2	0	1	38
Jerome Anderson	1-3	0-1	1-2	1	1	3	1	2	0	2	11
Mustafa Abdul-Hamid	0-0	0-0	0-0	0	2	0	0	0	0	1	7
Reeves Nelson	2-5	0-0	2-4	2	3	6	1	1	1	1	20
Brendan Lane	0-0	0-0	0-0	0	0	0	0	0	0	0	1
Team				1							
Totals	21-44	4-13	12-20	23	11	58	13	16	3	8	200

Halftime: Cal 37, UCLA 30. FG%: Cal 54.7, UCLA 47.7. 3P%: Cal 41.7, UCLA 30.8. FT%: UCLA 60.0, Cal 50.0. Technical fouls: none. Officials: Reed, Rastatter, Walker. Attendance: 10,450

CALIFORNIA 93, WASHINGTON 81

Feb. 11, 2010 – Haas Pavilion – Berkeley, Calif.

Jerome Randle made up for his lackluster performance in Seattle earlier this season with 33 points, his second 30-point outing of the season, propelling Cal to a convincing victory against Washington. For the second time this year, Cal had five scorers reach double figures, and Jamal Boykin earned his fourth double-double of the season and the 10th of his career. With the game tied at 14 in the first half, Cal went on runs of 15-3 and 15-2 to take a 14-point lead at halftime. The Huskies fought back constantly, cutting the lead down to nine at one point in the second half, but the Bears would never surrender the lead once they got a stranglehold on it.

Washington	Fg-a	3p-a	Ft-a	Reb	Pf	Pts	Ast	To	Bk	St	Min
Quincy Pondexter, f	6-15	0-1	6-7	4	4	18	0	1	0	3	38
Justin Holiday, f	2-5	0-0	2-2	5	4	6	3	0	0	0	34
Tyrese Breshers, f	1-1	0-0	1-1	1	2	3	0	0	0	0	9
Isaiah Thomas, g	7-16	3-7	7-8	6	4	24	1	2	0	1	30
Abdul Gaddy, g	1-4	0-0	0-0	1	1	2	1	2	0	0	15
Venoy Overton	3-5	0-1	9-10	1	2	15	1	1	0	1	23
Matt Bryan-Amaning	6-9	0-0	1-2	6	3	13	0	3	2	1	29
Scott Suggs	0-3	0-2	0-0	1	1	0	0	1	0	0	10
Elston Turner	0-2	0-1	0-0	1	0	0	1	0	0	0	11
Darnell Gant	0-0	0-0	0-0	0	1	0	0	0	0	0	1
Team				4							
Totals	26-60	3-12	26-30	30	22	81	7	10	2	6	200

California	Fg-a	3p-a	Ft-a	Reb	Pf	Pts	Ast	To	Bk	St	Min
Jamal Boykin, f	6-8	0-0	8-9	11	2	20	1	3	2	1	29
Theo Robertson, f	2-7	1-4	7-7	8	3	12	2	3	0	1	38
Jorge Gutierrez, g	4-6	0-1	2-2	5	4	10	2	1	0	0	28
Jerome Randle, g	12-19	3-5	6-7	3	1	33	3	2	0	1	39
Patrick Christopher, g	4-10	1-3	2-2	2	4	11	1	3	0	1	35
D.J. Seeley	2-6	1-3	0-0	3	2	5	1	0	0	0	13
Brandon Smith	0-0	0-0	0-0	0	1	0	1	0	0	0	3
Max Zhang	0-0	0-0	0-0	0	0	0	0	0	0	0	0+
Omondi Aмоke	0-0	0-0	0-0	0	2	0	0	0	0	0	2
Markhuri Sanders-Fri	1-4	0-0	0-0	1	1	2	2	1	0	0	13
Team				2							
Totals	31-60	6-16	25-27	37	20	93	13	13	2	4	200

Halftime: Cal 37, UW 48. FG%: Cal 51.7, UW 43.3. 3P%: Cal 37.5, UW 25.0. FT%: Cal 92.6, UW 86.7. Technical fouls: none. Officials: Hall, Kennedy, McAllister. Attendance: 9,839



2009-10 CALIFORNIA BOX SCORES (cont.)

CALIFORNIA 86, WASHINGTON STATE 70

Feb. 13, 2010 – Haas Pavilion – Berkeley, Calif.

Trailing by 11 at halftime, Cal came out strong in the second half and eventually pulled away for a 16-point victory to sweep the season series against Washington State. Jorge Gutierrez recorded career highs in scoring (15) and assists (6), while Jerome Randle led the Bears with 24 points. Cal shut out WSU for the final four minutes and held its leading scorer, Klay Thompson, scoreless for the final 13 minutes. The Cougars were up by one with just over six minutes left before the Bears went on a 19-2 run to end the game. Jamal Boykin notched his second straight double-double. As a team, Cal earned 10 steals for the first time since 2006.

Washington State	Fg-a	3p-a	Ft-a	Reb	Pf	Pts	Ast	To	Bk	St	Min
Nikola Koprivica, f	3-8	1-4	0-0	5	1	7	2	3	0	1	30
DeAngelo Casto, f	6-9	0-0	1-1	5	3	13	0	4	5	0	32
Marcus Capers, g	4-4	0-0	1-2	4	4	9	5	3	4	2	23
Klay Thompson, g	10-18	5-8	3-4	7	1	28	1	3	2	1	38
Reggie Moore, g	3-8	1-3	2-3	3	4	9	2	3	0	0	30
Xavier Thames	0-3	0-2	2-2	1	1	2	2	1	1	0	20
Brock Motum	1-2	0-0	0-0	2	1	2	0	1	0	0	10
James Watson	0-0	0-0	0-1	4	1	0	0	0	0	0	8
Michael Harthun	0-1	0-1	0-0	0	1	0	1	0	0	0	9
Team				1	1			1			
Totals	27-53	7-18	9-13	32	18	70	13	19	12	4	200

California	Fg-a	3p-a	Ft-a	Reb	Pf	Pts	Ast	To	Bk	St	Min
Jamal Boykin, f	7-10	0-0	4-4	11	2	18	1	1	0	1	32
Theo Robertson, f	3-6	1-3	0-2	5	1	7	4	3	0	1	38
Jorge Gutierrez, g	4-12	1-4	6-10	4	3	15	6	2	0	4	34
Jerome Randle, g	7-17	6-9	4-4	0	1	24	3	2	0	1	38
Patrick Christopher, g	8-14	2-5	1-2	2	2	19	3	2	0	2	35
Brandon Smith	0-0	0-0	1-2	1	1	1	0	0	0	0	2
Nikola Knezevic	0-0	0-0	0-0	1	1	0	1	0	0	0	4
Omondi Amoke	0-0	0-0	0-0	0	1	0	0	0	0	1	3
Markhuri Sanders-Fri	1-1	0-0	0-0	0	2	2	0	0	1	0	14
Team				6							
Totals	30-60	10-21	16-24	31	14	86	18	10	1	10	200

Halftime: WSU 45, Cal 34. FG%: WSU 50.9, Cal 50.0. 3P%: Cal 47.6, WSU 38.9. FT%: Cal 66.7, WSU 69.2. Technical fouls: WSU-bench, Cal-none. Officials: Reed, White, Spitznagel. Attendance: 9,536

OREGON STATE 80, CALIFORNIA 64

Feb. 18, 2010 – Gil Coliseum – Corvallis, Ore.

Oregon State prevented Cal from reaching its first four-game winning streak of the season with its 16-point win. It was also the second straight loss at Gill Coliseum for Cal after the Bears had won 12 of the previous 13 meetings there. Theo Robertson led the Bears in scoring with 15 points, including three treys, but Roeland Schaftenaar's 22 points, and four other Beavers reaching double figures, proved to be too much for the Bears.

California	Fg-a	3p-a	Ft-a	Reb	Pf	Pts	Ast	To	Bk	St	Min
Jamal Boykin, f	3-4	0-0	2-2	2	2	8	0	0	0	1	23
Theo Robertson, f	4-9	3-8	4-6	5	4	15	1	3	0	1	37
Jorge Gutierrez, g	3-7	0-1	1-2	2	5	7	2	1	0	1	25
Jerome Randle, g	2-9	0-5	2-2	1	2	6	4	4	0	1	36
Patrick Christopher, g	4-9	2-6	2-2	5	2	12	3	3	0	1	37
Nigel Carter	0-0	0-0	0-0	0	0	0	0	0	0	0	1
D.J. Seeley	0-1	0-0	0-0	0	0	0	0	0	0	0	3
Brandon Smith	0-2	0-0	1-2	1	2	1	0	1	0	0	3
Nikola Knezevic	1-2	0-0	0-0	0	1	2	0	1	0	1	5
Max Zhang	0-0	0-0	0-0	0	0	0	0	0	0	0	2
Omondi Amoke	2-2	0-0	2-5	1	3	6	0	0	0	0	13
Markhuri Sanders-Fri	3-3	0-0	1-2	3	5	7	1	0	0	0	15
Team				2							
Totals	22-48	5-20	15-23	22	26	64	11	13	0	6	200

Oregon State	Fg-a	3p-a	Ft-a	Reb	Pf	Pts	Ast	To	Bk	St	Min
Seth Tarver, f	4-7	0-1	8-12	3	1	16	7	0	0	4	33
Omari Johnson, f	1-5	0-4	0-0	3	1	2	0	0	0	0	17
Roeland Schaftenaar, c	5-8	0-0	12-15	4	2	22	1	4	0	0	31
Jared Cunningham, g	4-5	0-0	3-3	2	4	11	2	3	1	2	23
Calvin Haynes, g	4-9	1-2	1-3	4	2	10	2	2	0	0	34
Kevin McShane	0-0	0-0	0-0	0	2	0	2	1	0	0	5
Calvin Hampton	0-0	0-0	0-0	0	0	0	0	1	0	0	1
Josh Tarver	2-4	0-1	0-0	4	2	4	1	0	1	3	21
Joe Burton	4-7	1-1	3-3	8	3	12	1	1	0	0	21
Angus Brandt	0-0	0-0	0-0	0	1	0	0	0	0	0	2
Daniel Deane	0-0	0-0	0-0	0	1	0	0	0	0	0	3
Lathen Wallace	1-1	1-1	0-0	2	1	3	0	1	0	0	9
Team				4							
Totals	25-46	3-10	27-36	34	20	80	16	13	2	9	200

Halftime: OSU 39, Cal 36. FG%: OSU 54.3, Cal 45.8. 3P%: OSU 30.0, Cal 25.0. FT%: OSU 75.0, Cal 65.2. Technical fouls: Cal-Sanders-Frison, OSU-none. Officials: Thornley, Hall, Padilla. Attendance: 9,609

CALIFORNIA 64, OREGON 49

Feb. 20, 2010 – McArthur Court – Eugene, Ore.

Despite just scoring 24 points in the first half, Cal came out of the gate strong in the second half, going on a 15-4 burst to give itself a cushion and an eventual victory over Oregon. It was Cal's final game at Mac Court. While Jerome Randle and Theo Robertson led the Bears with 16 points each, it was Max Zhang who really gave the Bears the shot in the arm. In just five minutes of work, Zhang produced eight points, including going 4-for-5 from the free throw line, a rebound and a block. Jamal Boykin reached double figures in rebounding for the seventh time this season with his 10 boards. Defensively, Cal held Oregon without a field goal for the final 10:33 of the game.

California	Fg-a	3p-a	Ft-a	Reb	Pf	Pts	Ast	To	Bk	St	Min
Omondi Amoke, f	1-2	0-0	0-2	3	0	2	0	1	0	0	19
Theo Robertson, f	4-8	3-6	5-6	5	2	16	3	1	0	1	38
Jamal Boykin, c	2-7	0-0	1-2	10	3	5	2	1	0	1	33
Jerome Randle, g	6-13	4-7	0-0	2	1	16	2	4	0	0	37
Patrick Christopher, g	3-14	0-5	4-4	7	3	10	3	1	0	3	38
Jorge Gutierrez	1-4	1-2	2-4	5	2	5	4	1	0	0	23
Brandon Smith	0-0	0-0	0-0	0	0	0	0	0	0	0	3
Max Zhang	2-2	0-0	4-5	1	3	8	1	0	1	0	5
Markhuri Sanders-Fri	1-2	0-0	0-0	0	3	2	0	2	0	0	4
Team				1							
Totals	20-52	8-20	16-23	34	17	64	15	11	1	5	200

Oregon	Fg-a	3p-a	Ft-a	Reb	Pf	Pts	Ast	To	Bk	St	Min
LeKendric Longmire, f	0-0	0-0	0-0	3	0	0	0	3	0	0	14
E.J. Singler, f	4-7	0-1	2-2	7	3	10	0	2	2	0	38
Jeremy Jacob, c	3-8	0-0	8-9	5	2	14	1	1	0	1	35
Malcolm Armstead, g	3-11	0-1	1-1	0	4	7	0	1	0	3	28
Matthew Humphrey, g	1-5	0-1	2-2	3	3	4	0	1	0	0	23
Garrett Sim	0-3	0-3	1-2	2	1	1	0	0	0	1	16
Tajuan Porter	2-5	1-4	2-2	4	1	7	0	3	0	0	25
Jamil Wilson	2-3	0-0	2-4	2	4	6	0	1	0	0	11
Teondre Williams	0-1	0-1	0-0	0	1	0	0	1	0	0	5
Josh Crittle	0-1	0-0	0-0	2	1	0	0	0	0	0	5
Team				0							
Totals	15-44	1-11	18-22	28	20	49	1	13	2	5	200

Halftime: Cal 24, UO 23. FG%: Cal 38.5, UO 34.1. 3P%: Cal 40.0, UO 9.1. FT%: Cal 69.6, UO 81.8. Technical fouls: None. Officials: Stowe, Wood, Twardoski. Attendance: 8,099

CALIFORNIA 95, ARIZONA 71

Feb. 25, 2010 – Haas Pavilion – Berkeley, Calif.

Cal put on a clinic against Arizona in a game the Bears had to have to maintain their slim first-place lead in the Pac-10. After scoring just five points in the first half, Jerome Randle went on a tear in the second half to finish with 24. He passed Jason Kidd for third all-time in career assists in the process, and became the third player in Cal history to record 500 career assists. The Wildcats never led in the game, and the Bears held leads as large as 26 points. Arizona cut its deficit to nine early in the second half, but Cal quickly regained the momentum and put the game out of doubt.

Arizona	Fg-a	3p-a	Ft-a	Reb	Pf	Pts	Ast	To	Bk	St	Min
Derrick Williams, f	6-12	0-2	5-8	6	1	17	0	5	0	1	29
Jamelle Horne, f	1-4	1-2	0-0	3	2	3	0	1	0	1	20
Solomon Hill, f	2-6	0-0	1-2	3	3	5	4	1	1	0	31
Nic Wise, g	2-8	1-4	2-3	3	3	7	1	3	0	2	31
Kyle Fogg, g	3-9	3-6	0-0	0	0	9	0	1	0	1	25
Kyryl Natyazhko	2-2	0-0	0-0	2	1	4	0	0	0	0	14
Lamont Jones	4-6	0-0	2-2	5	0	10	4	1	0	0	24
Brendon Lavender	5-6	4-5	0-0	0	0	14	0	1	0	0	18
Alex Jacobson	1-1	0-0	0-0	0	1	2	0	0	0	0	8
Team				1							
Totals	26-54	9-19	10-15	23	11	71	9	14	1	5	200

California	Fg-a	3p-a	Ft-a	Reb	Pf	Pts	Ast	To	Bk	St	Min
Jamal Boykin, f	7-13	0-0	6-6	10	1	20	1	1	1	1	37
Omondi Amoke, f	1-1	0-0	0-0	2	4	2	0	1	0	0	9
Theo Robertson, f	6-9	3-5	3-3	2	2	18	4	0	0	2	29
Jerome Randle, g	8-14	4-10	4-4	1	2	24	7	5	0	2	34
Patrick Christopher, g	6-12	2-3	0-0	7	0	14	2	0	0	0	34
Nigel Carter	0-1	0-1	0-0	0	0	0	0	0	0	0	2
D.J. Seeley	2-4	1-1	0-0	2	1	5	0	1	0	0	14
Jorge Gutierrez	1-2	0-1	1-2	1	3	3	3	1	0	1	17
Brandon Smith	0-0	0-0	0-0	0	0	0	0	0	0	0	2
Nikola Knezevic	1-1	0-0	3-3	0	0	5	1	1	0	1	8
Markhuri Sanders-Fri	2-3	0-0	0-0	0	3	4	1	1	1	0	14
Team				4							
Totals	34-60	10-21	17-18	34	16	95	19	11	2	7	200

Halftime: Cal 43, UA 31. FG%: Cal 56.7, UA 48.1. 3P%: Cal 47.6, UA 47.4. FT%: Cal 94.4, UA 66.7. Technical fouls: None. Officials: Cartmell, Scyphers, Greenstein. Attendance: 10,545



2009-10 CALIFORNIA BOX SCORES (cont.)

CALIFORNIA 62, ARIZONA STATE 46

Feb. 27, 2010 – Haas Pavilion – Berkeley, Calif.

Cal clinched at least a share of its first Pac-10 championship in 50 years with its victory over Arizona State in the final home game of the season. The first half went back and forth with the Sun Devils taking a one-point lead into the break. In the second half, a couple of momentum-changing baskets by Jorge Gutierrez helped Cal break the game open. At the 11-minute mark, the Bears held just a 44-42 lead, but they went on an 18-4 run to close out the contest.

Arizona State	Fg-a	3p-a	Ft-a	Reb	Pf	Pts	Ast	To	Bk	St	Min
Kuksiks, Rihards, f	1-7	0-4	0-0	2	3	2	1	0	0	0	24
Boateng, Eric, c	2-2	0-0	0-4	10	1	4	2	4	0	0	27
Abbott, Ty, g	4-13	0-6	0-0	3	0	8	0	0	1	3	32
McMillan, Jamelle, g	2-6	1-4	0-0	1	0	5	0	0	0	2	22
Glasser, Derek, g	1-8	0-5	0-0	3	1	2	3	1	0	0	34
Rudd, Victor	1-2	0-1	0-0	0	0	2	0	0	0	0	2
Pateev, Ruslan	0-0	0-0	0-0	0	0	0	0	0	0	0	2
Lockett, Trent	3-5	0-0	1-2	5	1	7	0	0	0	0	19
Rohde, Taylor	1-1	0-0	0-0	2	1	2	1	0	0	0	11
Walker, Demetrius	0-0	0-0	0-0	0	0	0	0	0	0	0	2
Shipp, Jerren	6-9	2-2	0-0	4	2	14	0	1	0	0	25
Team				1				2			
Totals	21-53	3-22	1-6	31	9	46	7	8	1	5	200

California	Fg-a	3p-a	Ft-a	Reb	Pf	Pts	Ast	To	Bk	St	Min
Jamal Boykin, f	7-9	0-0	0-0	7	2	14	1	0	0	1	32
Omondi Amoke, f	2-4	0-0	2-2	6	1	6	2	2	2	0	21
Theo Robertson, f	5-9	1-3	2-2	7	2	13	3	1	0	0	37
Jerome Randle, g	3-11	1-4	0-0	3	0	7	4	2	0	0	39
Patrick Christopher, g	6-13	2-6	0-0	5	2	14	1	1	0	1	36
Nigel Carter	0-0	0-0	0-0	0	0	0	0	0	0	0	1
D.J. Seeley	0-1	0-0	0-0	0	0	0	1	0	0	0	5
Jorge Gutierrez	2-3	0-1	2-3	2	0	6	2	0	0	0	20
Brandon Smith	0-0	0-0	0-0	0	0	0	0	0	0	0	1
Nikola Knezevic	0-1	0-1	0-0	0	0	0	0	0	0	0	1
Markhuri Sanders-Fri	0-0	0-0	2-4	0	1	2	3	0	0	0	7
Team				3							
Totals	25-51	4-15	8-11	33	8	62	17	6	2	2	200

Halftime: ASU 30, Cal 29. FG%: Cal 49.0, ASU 39.6. 3P%: Cal 26.7, ASU 13.6. FT%: Cal 72.7, ASU 16.7. Technical fouls: None. Officials: Thornley, Littlewood, Nixon. Attendance: 11,877

CALIFORNIA 71, STANFORD 61


March 6, 2010 – Maples Pavilion – Stanford, Calif.

Behind Patrick Christopher's 31st career 20-point game, Cal defeated Stanford, 71-61, to clinch the outright Pac-10 championship. It was the first time since the 1992-93 season that Cal swept Stanford, and it was just the second time since that season that the Bears had won at Maples Pavilion. After trailing early, 5-0, Cal went on a 15-5 run to take control of the game. Stanford fought hard, eventually tying the contest early in the second half, but Christopher's 17 second-half points, nine of which came on three-pointers, propelled Cal to its first four-game winning streak of the season.

California	Fg-a	3p-a	Ft-a	Reb	Pf	Pts	Ast	To	Bk	St	Min
Jamal Boykin, f	5-9	0-0	3-4	7	1	13	1	0	1	0	31
Omondi Amoke, f	1-2	0-0	0-0	3	2	2	0	0	0	0	12
Theo Robertson, f	4-11	0-1	1-1	5	2	9	1	1	1	1	36
Jerome Randle, g	2-10	1-3	6-6	4	0	11	5	4	0	0	40
Patrick Christopher, g	8-18	3-8	4-4	7	2	23	2	2	1	3	40
Jorge Gutierrez	1-3	1-1	0-0	2	3	3	4	1	0	0	18
Nikola Knezevic	1-2	0-1	1-1	1	0	3	1	0	0	0	10
Markhuri Sanders-Fri	3-4	0-0	1-3	6	3	7	0	0	0	0	13
Team				6							
Totals	25-59	5-14	16-19	41	13	71	14	8	3	4	200

Stanford	Fg-a	3p-a	Ft-a	Reb	Pf	Pts	Ast	To	Bk	St	Min
Jack Trotter, f	3-4	0-0	0-1	5	2	6	1	1	0	0	27
Landry Fields, g	10-21	0-4	5-6	12	3	25	3	2	2	1	36
Drew Shiller, g	3-7	2-3	0-0	4	3	8	2	0	0	0	31
Jarrett Mann, g	0-1	0-1	0-0	0	3	0	0	2	0	1	13
Jeremy Green, g	5-15	3-9	0-0	1	4	13	1	1	0	1	38
Emmanuel Igbinosa	1-1	1-1	2-4	1	0	5	0	2	0	0	8
Matei Daian	1-2	0-0	0-0	2	1	2	0	0	0	0	16
Gabriel Harris	0-0	0-0	0-0	0	0	0	1	0	0	0	6
Da'Veed Dildy	1-4	0-1	0-2	1	1	2	0	0	0	0	13
Andrew Zimmerman	0-0	0-0	0-0	0	0	0	1	0	0	1	4
Elliott Bullock	0-0	0-0	0-0	0	0	0	0	0	0	0	8
Team				4							
Totals	24-55	6-19	7-13	30	17	61	9	8	2	4	200

Halftime: Cal 34, Stan 30. FG%: Stan 43.6, Cal 42.4. 3P%: Cal 35.7, Stan 31.6. FT%: Cal 84.2, Stan 53.8. Technical fouls: None. Officials: Cartmell, Harvey III, Carter. Attendance: 7,329



Patrick Christopher battles for a loose ball against Oregon.

CALIFORNIA 90, OREGON 74

March 11, 2010 – Staples Center – Los Angeles, Calif.

Jerome Randle scored 22 points without missing a shot in the first half to lead top-seeded Cal to a 90-74 quarterfinal victory over Oregon in the Pac-10 Tournament. During the opening 20 minutes, Randle was 8-for-8 from the floor, including four three-pointers, and sank both of his free throws. Patrick Christopher added 21 points – 14 in the first half – while Jamal Boykin scored all 15 of his points in the first 10 minutes of the second half. The Bears' lead ballooned to as much as 25 points late in the second half.

Oregon	Fg-a	3p-a	Ft-a	Reb	Pf	Pts	Ast	To	Bk	St	Min
Jeremy Jacob, f	0-3	0-0	0-0	5	2	0	0	0	0	0	14
E.J. Singler, f	1-9	1-2	2-2	5	1	5	1	1	0	1	29
Malcolm Armstead, g	5-9	0-1	0-0	1	4	10	1	3	0	1	28
Tajuan Porter, g	8-22	4-9	6-6	2	3	26	5	1	0	0	38
LeKendrick Longmire, g	6-11	1-1	3-4	7	4	16	1	3	1	2	29
Garrett Sim	1-2	1-2	0-0	0	0	3	0	0	0	0	4
Matthew Humphrey	1-3	1-1	0-0	3	0	3	0	0	1	0	13
Jamil Wilson	1-3	1-2	0-0	2	1	3	0	0	0	0	9
Teondre Williams	1-2	0-1	1-1	1	3	3	0	0	1	0	12
Michael Dunigan	0-2	0-0	5-8	6	1	5	0	2	0	0	16
Josh Crittle	0-1	0-0	0-0	1	0	0	0	0	0	0	8
Team				3							
Totals	24-67	9-19	17-21	36	19	74	8	10	3	4	200

California	Fg-a	3p-a	Ft-a	Reb	Pf	Pts	Ast	To	Bk	St	Min
Jamal Boykin, f	7-9	0-0	1-1	4	2	15	0	1	0	2	17
Omondi Amoke, f	5-10	0-0	2-2	9	4	12	2	1	2	0	32
Theo Robertson, f	2-10	1-3	0-0	4	2	5	0	0	0	0	29
Jerome Randle, g	8-10	4-5	2-2	0	0	22	2	2	0	2	28
Patrick Christopher, g	7-12	5-9	2-2	5	2	21	5	0	0	1	28
D.J. Seeley	0-1	0-1	0-0	0	0	0	0	1	0	0	6
Jorge Gutierrez	1-3	0-1	1-2	3	2	3	3	1	0	0	19
Brandon Smith	0-1	0-0	0-1	1	0	0	2	1	0	1	8
Nikola Knezevic	2-4	1-1	2-2	1	1	7	0	1	1	0	13
Max Zhang	0-0	0-0	3-5	2	3	3	0	1	3	0	12
Markhuri Sanders-Fri	1-1	0-0	0-0	1	4	2	1	1	0	0	8
Team				6							
Totals	33-61	11-20	13-17	36	20	90	15	10	6	6	200

Halftime: Cal 47, Ore 34. FG%: Ore 35.8, Cal 54.1. 3P%: Cal 55.0, Ore 47.4. FT%: Cal 76.5, Ore 81.0. Technical fouls: Longmire. Officials: Padilla, Brill, Hicks. Attendance: 12,125



2009-10 CALIFORNIA BOX SCORES (cont.)

CALIFORNIA 85, UCLA 72

March 12, 2010 – Staples Center – Los Angeles, Calif.

Jerome Randle scored 24 points to pass Sean Lampley as Cal's all-time leading scorer, leading the Bears to a Pac-10 Tournament semifinal victory over UCLA. Cal trailed by as many as 10 points in the first half before Randle had five straight to bring the Bears within four at the break. Cal then shot a remarkable 70.8 percent from the floor in the final 20 minutes (17-24), making 12 layups in the process, to pull away. The win was Cal's sixth in a row and put them in the Pac-10 final for second time (also 2006).

UCLA	Fg-a	3p-a	Ft-a	Reb	Pf	Pts	Ast	To	Bk	St	Min
Reeves Nelson, f	4-6	0-0	0-1	5	1	8	0	5	1	0	21
Tyler Honeycutt, f	1-2	0-1	4-5	2	4	6	2	5	1	1	29
Nikola Dragovic, f	3-12	1-8	1-2	3	2	8	3	2	1	3	34
Malcolm Lee, g	2-7	0-2	2-2	2	5	6	5	0	0	4	37
Michael Roll, g	8-15	4-8	7-8	5	3	27	4	0	0	0	38
Mike Moser	0-0	0-0	0-0	0	0	0	0	0	0	0	1
Jerime Anderson	6-8	2-2	1-2	4	3	15	4	1	0	1	26
Mustafa Abdul-Hamid	0-1	0-1	0-0	0	0	0	0	0	0	0	2
Brendan Lane	1-1	0-0	0-0	0	2	2	0	1	0	0	12
Team				2				1			
Totals	25-52	7-22	15-20	23	20	72	18	15	3	9	200

California	Fg-a	3p-a	Ft-a	Reb	Pf	Pts	Ast	To	Bk	St	Min
Jamal Boykin, f	4-8	0-0	2-2	3	1	10	1	0	1	2	32
Omondi Aмоке, f	2-3	0-0	1-2	3	2	5	1	1	0	0	26
Theo Robertson, f	7-12	3-5	3-3	4	4	20	3	2	0	0	32
Jerome Randle, g	7-11	1-4	9-9	3	1	24	6	4	0	2	39
Patrick Christopher, g	6-11	2-6	2-2	6	1	16	2	2	0	1	39
Jorge Gutierrez	3-4	0-1	2-3	2	4	8	1	2	0	2	22
Markhuri Sanders-Fri	1-1	0-0	0-0	3	2	2	0	0	0	0	10
Team				3							
Totals	30-50	6-16	19-21	27	15	85	14	11	1	7	200

Halftime: UCLA 39, Cal 35. FG%: Cal 60.0, UCLA 48.1. 3P%: Cal 37.5, UCLA 31.8. FT%: Cal 90.5, UCLA 75.0. Technical fouls: UCLA team. Officials: Eggers, Rastatter, Kennedy. Attendance: 15,971

WASHINGTON 79, CALIFORNIA 75

March 13, 2010 – Staples Center – Los Angeles, Calif.

In a game that featured 12 ties and 22 lead changes, Washington held on for a 79-75 win over Cal in the Pac-10 Tournament championship game. The Bears used a 14-0 run to turn a 61-52 deficit into a 66-61 lead. But UW went ahead for good on an Elston Turner three-pointer with 3:22 left. Although guards Jerome Randle and Patrick Christopher struggled from the field, Theo Robertson tossed in 25 points and Jamal Boykin finished with 20 points and 14 boards – one off his career high. Randle, Robertson and Boykin were named to the all-tournament team.


Washington	Fg-a	3p-a	Ft-a	Reb	Pf	Pts	Ast	To	Bk	St	Min
Matt Bryan-Amaning, f	4-7	0-0	1-1	5	4	9	0	3	0	1	21
Quincy Pondexter, f	6-13	0-0	6-7	3	0	18	1	1	1	1	37
Justin Holiday, f	4-6	0-1	0-0	7	1	8	0	1	0	1	29
Isaiah Thomas, g	6-13	0-3	4-4	2	1	16	2	3	0	2	36
Abdul Gaddy, g	2-5	0-0	0-0	1	1	4	2	0	0	0	16
Venoy Overton	3-7	2-3	2-2	5	2	10	2	2	1	0	20
Scott Suggs	1-1	1-1	0-0	1	0	3	0	0	0	0	9
Elston Turner	2-2	1-1	0-0	1	2	5	1	0	0	0	13
Tyrese Breshers	1-1	0-0	4-4	2	4	6	0	0	4	0	10
Darnell Gant	0-0	0-0	0-0	2	3	0	0	2	0	0	9
Team				2							
Totals	29-55	4-9	17-18	31	18	79	8	12	6	5	200

California	Fg-a	3p-a	Ft-a	Reb	Pf	Pts	Ast	To	Bk	St	Min
Jamal Boykin, f	9-13	0-1	2-3	14	2	20	1	1	0	1	33
Omondi Aмоке, f	1-5	0-0	2-2	3	2	4	0	0	1	0	17
Theo Robertson, f	8-13	3-6	6-7	5	1	25	3	4	0	0	40
Jerome Randle, g	3-11	1-5	5-5	0	4	12	3	3	0	0	31
Patrick Christopher, g	3-11	1-6	4-4	2	3	11	1	0	0	1	38
D.J. Seeley	0-0	0-0	0-0	0	0	0	0	0	0	0	2
Jorge Gutierrez	0-5	0-1	1-2	2	1	1	0	2	0	5	26
Nikola Knezevic	0-0	0-0	0-0	0	1	0	0	0	0	1	3
Max Zhang	0-0	0-0	0-0	2	0	0	0	0	1	0	5
Markhuri Sanders-Fri	1-2	0-0	0-0	0	2	2	0	0	0	0	5
Team				3							
Totals	25-60	5-19	20-23	31	16	75	8	10	2	8	200

Halftime: UW 41, Cal 37. FG%: Cal 41.7, UW 52.7. 3P%: Cal 26.3, UW 44.4. FT%: Cal 87.0, UW 94.4. Technical fouls: none. Officials: Cartmell, Thornley, Reed. Attendance: 15,851



2009-10 CALIFORNIA BROADCAST ROSTER




NIGEL CARTER
Guard, 6-4, 205, So, 1V
Los Angeles, Calif.
Dorsey HS




D.J. SEELEY
Guard, 6-4, 195, So, 1V
Stockton, Calif.
Modesto Christian HS



JORGE GUTIERREZ
Guard, 6-3, 195, So, 1V
Chihuahua, Mexico
Findlay College Prep (NV)



JEROME RANDLE
Guard, 5-10, 172, Sr, 3V
Chicago, IL
Hales Franciscan HS



JAMAL BOYKIN
Forward, 6-8, 240, Sr, 2V
Los Angeles, Calif.
Duke/Fairfax HS




BRANDON SMITH
Guard, 5-11, 185, Fr, HS
San Ramon, Calif.
De La Salle HS



NIKOLA KNEZEVIC
Guard, 6-3, 190, Sr, 3V
Belgrade, Serbia
Fifth Economy School




MAX ZHANG
Center, 7-3, 240, So, 1V
Yantai, China
No. 4 Yantai HS



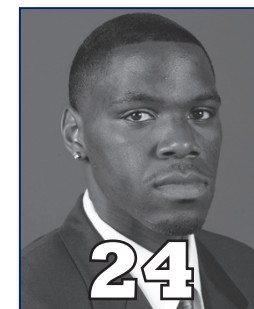
BAK BAK
Forward, 6-9, 210, Fr, HS
Sun Valley, Calif.
Village Christian HS



OMONDI AMOKE
Forward, 6-7, 225, So, 1V
Oxnard, Calif.
Oxnard HS




PATRICK CHRISTOPHER
Guard, 6-5, 220, Sr, 3V
Compton, Calif.
Dominguez HS



THEO ROBERTSON
Forward, 6-6, 230, Sr, 3V
Pittsburg, Calif.
De La Salle HS



ROBERT THURMAN
Forward, 6-10, 245, So, TR
North Edwards, Calif.
Norwich University



HARPER KAMP
Forward, 6-8, 250, Jr, 2V
Mesa, Ariz.
Mountain View HS



MARKHURI SANDERS-FRISON
Center, 6-7, 275, Jr, TR
Portland, Ore.
South Plains College



HEAD COACH MIKE MONTGOMERY
2nd Year at California
28th Year Overall

